

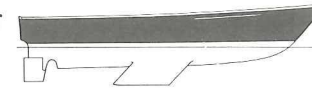
## Aft cabin models

# CONWAY & SOLWAY

DEEP DRAFT  
FIN KEEL



SHOAL DRAFT  
TWIN KEEL



**Accommodation** is in 3 cabins. The large heads and double hanging locker separate the fore and main cabins, each of which provide two 6ft + berths and over 6ft headroom.

Two more very large berths are found in the aft cabin. An outstanding feature of these models is the 5ft 2ins high walk-through from the main to the aft cabins. Access to the aft cabin is also provided through a deck hatch aft of the mizzen mast.

In each of the possible cabin layouts, L-shaped seating allows 6 people to eat in comfort. Stowage is extremely generous, lockers being fitted in every possible place, and there is even a general-purpose walk-in stowage cabin for sails and large items of gear, with access from the cockpit and through a doorway to the cabin.

**Choices:** Ketch or sloop rig.

Three cabin layouts.

A. Galley forward, with passage berth.

B. Galley aft, partly in passage.

C. Galley to starboard, with passage berth.



Aft cabin, showing door to walk-through



Main cabin, looking forward. 'B' layout.



Galley area. 'B' layout.




Forecabin, showing forehatch.



Heads - Note shower fitting.



Chart table and sail locker. 'B' layout.








# Aft cockpit models

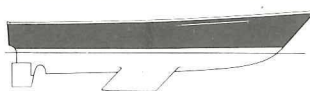
## MEDWAY

DEEP DRAFT  
FIN KEEL



## GALWAY

SHOAL DRAFT  
TWIN KEEL



**Accommodation** is in two cabins, with large heads and two hanging lockers between. The door of one hanging locker will close off the forward cabin if required.

The forward cabin gives two 6ft plus berths, and headroom under the fore hatch is 6ft 1in (1.87m).

Thanks to the aft cockpit design, the main cabin is remarkably spacious. It measures 12ft 5ins in length, with a generous 6ft 3ins (1.92m) of headroom.

U-shaped seating to starboard and a 6ft + settee opposite allow six people to eat in comfort.

The large galley is fitted with a double sink, and a cooker with 2 burners, grill and oven. When fitted the bottled gas is stored in its own locker, vented outboard.

Two good sea-berths, port and starboard, are located under the cockpit seats, and there is a very large chart table with ample stowage for books and charts.

Every possible space has been used to provide storage. There are generous lockers under all bunks, behind the hinged, cushioned seat backs and further lockers with sliding doors are fitted under the side decks.

**Choices:** Ketch or sloop rig; two or three cabin layout.



Ketch-rigged Galway at sea.

Sloop-rigged Medway at sea.

(Below) Three cabin layout looking aft.



Chart Table.



Fore-cabin and heads.



Main cabin looking aft.



Main cabin, looking forward.

