



WESTERLY

A great excuse to go sailing!

Oceanquest 35 CC

(Centre Cockpit)

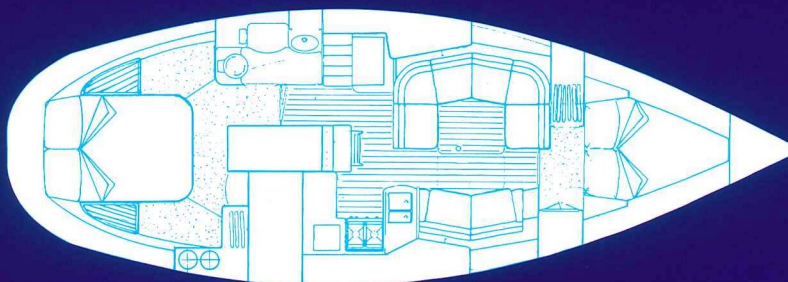
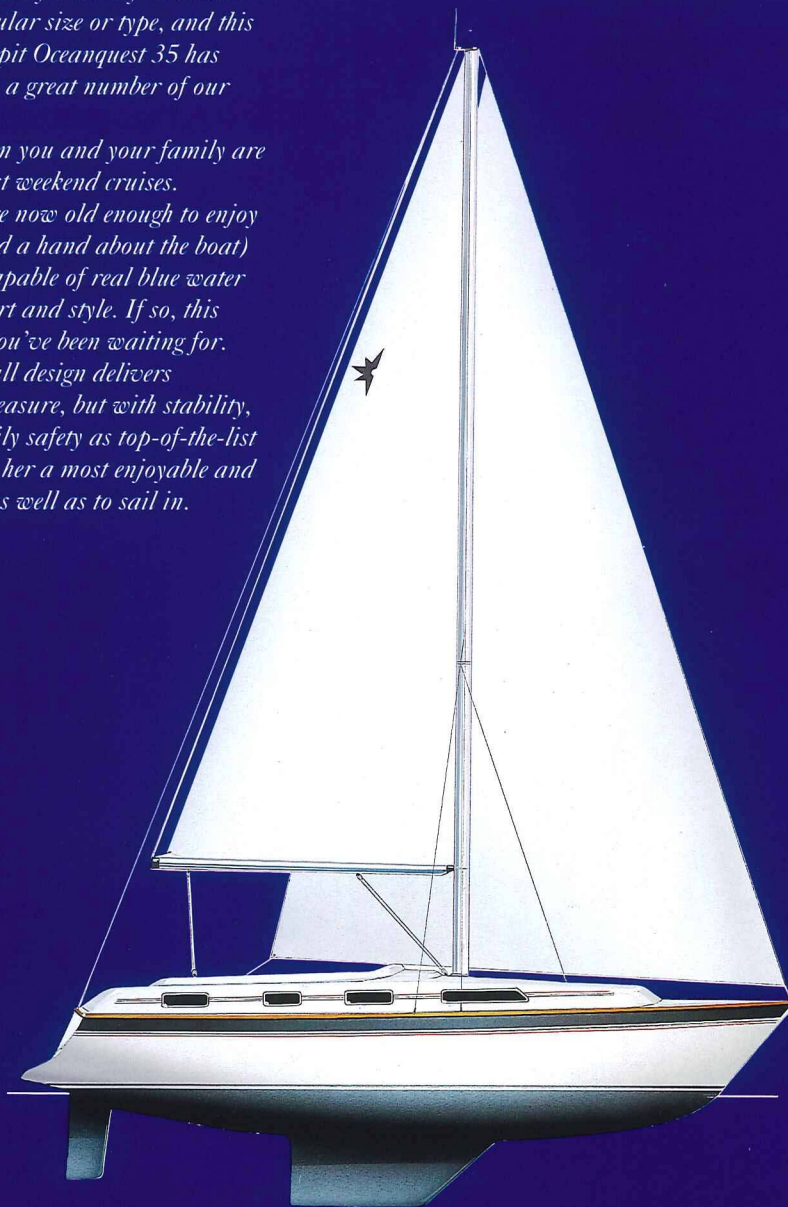
NEW

A new model from Westerly is always the result of demand for a particular size or type, and this exciting new centre cockpit Oceanquest 35 has been eagerly awaited by a great number of our customers.

There comes a time when you and your family are ready for more than just weekend cruises.

Perhaps the children are now old enough to enjoy longer trips (and to lend a hand about the boat) and you need a yacht capable of real blue water sailing in superb comfort and style. If so, this could well be the boat you've been waiting for.

The sleek Ed Dubois hull design delivers performance in good measure, but with stability, easy handling and family safety as top-of-the-list priorities, which makes her a most enjoyable and relaxing yacht to sail, as well as to sail in.



SAIL AREAS			DESIGNED WEIGHTS			SPECIFICATIONS		
Mainsail	235ft ²	21.88m ²	Displacement	14080lb	6400kg	Length Overall	34'7"	10.54m
No.1 Genoa	485ft ²	45.05m ²	Ballast - Fin keel	5698lb	2590kg	Length Waterline	27'0"	8.23m
No.2 Genoa	400ft ²	37.16m ²	- Twin keel	6512lb	2960kg	Beam	12'3"	3.74m
No.1 Jib	357ft ²	33.16m ²	Mast Height			Draft - Fin keel	4'6"	1.37m
Storm Jib	81ft ²	7.52m ²	Above Waterline:	48'5"	14.76m	- Twin keel	3'11"	1.19m
Spinnaker	1052ft ²	97.73m ²						

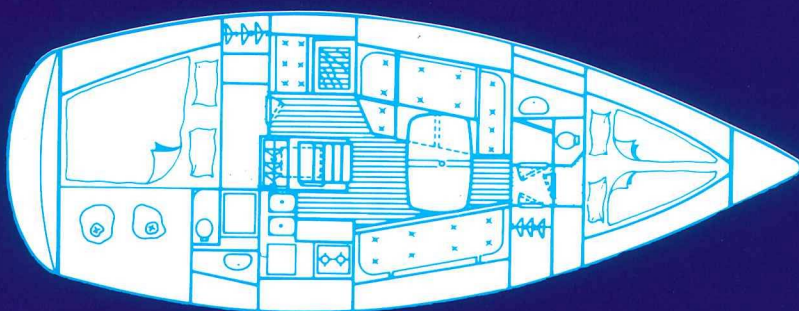

Oceanquest 35 AC

(Aft Cockpit)

Renamed (from the original 'Kestrel') to reflect her true position in our revised range line-up, this well proven aft cockpit 35-footer is one of the most popular and successful models ever built by Westerly.

Sail one, and it won't take you long to see why. The Oceanquest 35 offers that elusive combination of really potent sailing performance with comfort, style and spacious accommodation for relaxed cruising.

Precise wheel steering gives superb control, both to windward and downwind, and her handling is well balanced and predictable in all conditions. Truly a tough, seamanlike and yet exhilarating yacht, worthy of her new name.



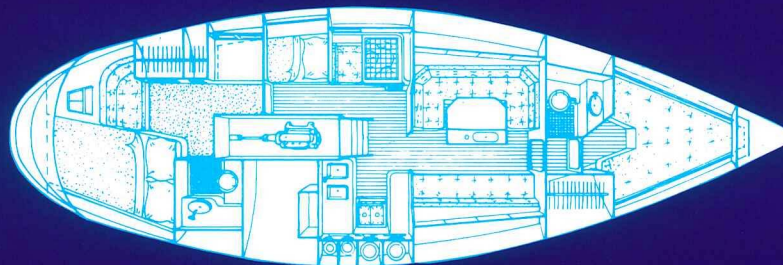

SAIL AREAS			DESIGNED WEIGHTS			SPECIFICATIONS		
Mainsail	240ft ²	22.30m ²	Displacement	14080lb	6400kg	Length Overall	34'7"	10.54m
No.1 Genoa	485ft ²	45.05m ²	Ballast - Fin	5698lb	2590kg	Length Waterline	27'0"	8.23m
No.2 Genoa	398ft ²	36.99m ²		- Twin	6512lb	2960kg	Beam	12'3"
No.1 Jib	288ft ²	26.77m ²				Draft - Fin	4'6"	1.37m
No.2 Jib	204ft ²	18.96m ²				- Twin	3'11"	1.19m
Storm Jib	82ft ²	7.62m ²				Mast Height		
Spinnaker	1135ft ²	105.48m ²				Above Waterline: 48'5" 14.76m		

Oceanranger 38

As its name implies, this is a yacht capable of ranging the oceans and taking its owner to ever more adventurous cruising grounds.

The Oceanranger 38 is an excellent example of why we've earned a reputation for tough and seaworthy craft, and why the name of Westerly has become so well respected, even in waters other than our own.

This sleek and purposeful yacht is easily controlled, despite her powerful performance capability, and her superb accommodation is a triumph of practical design and stylish craftsmanship. Result? Come aboard and make your own judgement - in real comfort!



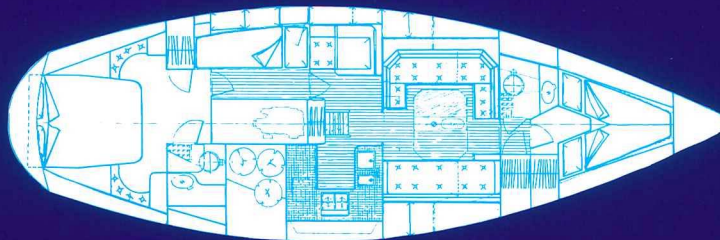

SAIL AREAS			DESIGNED WEIGHTS		SPECIFICATIONS	
Sloop Rig			Displacement	15900lb 7212kg	Length Overall	38'0" 11.58m
Mainsail	296ft ²	27.23m ²	Ballast	6600lb 2996kg	Length Waterline	30'9" 9.37m
No.1 Genoa	540ft ²	49.68m ²			Beam	12'8" 3.86m
No.2 Genoa	445ft ²	40.90m ²			Draft	5'0" 1.52m
No.1 Jib	328ft ²	30.18m ²			Mast Height	
No.2 Jib	228ft ²	20.97m ²			Above Waterline:	52'0" 15.85m
Storm Jib	115ft ²	10.58m ²				
Spinnaker	1296ft ²	119.23m ²				

Oceanlord 41

Here is a yacht that's really designed for comfortable, live-aboard cruising, with an extremely comprehensive choice of accommodation and equipment options.

Built with all the care, attention to detail and traditional skill owners have come to expect from our experienced craftsmen, the Oceanlord also demonstrates just how well we understand the needs of the cruising fraternity; from the modern deck layout, with all lines led aft to the deep, roomy cockpit, to the solid, heavily engineered fittings and practical approach to sail handling and stowage.

Fast, exciting sailing? Certainly. Sound seakeeping qualities? Of course, it's a Westerly!



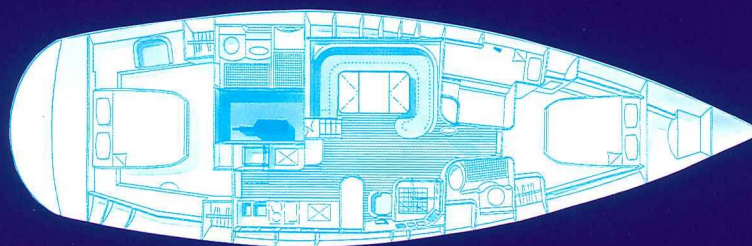

SAIL AREAS			DESIGNED WEIGHTS			SPECIFICATIONS		
Mainsail	353ft ²	32.79m ²	Displacement	20878lb	9470kg	Length Overall	40'6"	12.34m
No.1 Genoa	617ft ²	57.35m ²	Ballast	8000lb	3629kg	Length Waterline	35'3"	10.74m
No.2 Genoa	484ft ²	44.96m ²				Beam	13'6"	4.11m
No.1 Jib	349ft ²	32.42m ²				Draft	5'6"	1.68m
No.2 Jib	213ft ²	19.78m ²				Mast Height		
Storm Jib	127ft ²	11.79m ²				Above Waterline:	55'9"	16.98m
Spinnaker	1483ft ²	137.77m ²						

Westerly 490


The flagship of the Westerly range, the 490 has it all. The outstanding seakeeping, safety and stability for which all our yachts are renowned; the fabulous quality and craftsmanship for which we're recognised the world over; and the sort of performance that leaves many other yachts of this size in her wake.

So if you're looking for an ocean-going yacht that can meet any type of sea and weather with complete confidence and which will offer you the ultimate in comfort, style and convenience as you cruise the world's oceans, look no further.

So wide is the choice of equipment, layout and accommodation options that the Westerly 490 is probably the closest you'll come to a custom-built yacht without paying the custom-built price you might expect. Call us now to find out more.



SAIL AREAS					DESIGNED WEIGHTS		
SLOOP RIG			CUTTER RIG			Displacement	28940lb 13125kg
Mainsail	506ft ²	47.00m ²	Mainsail	506ft ²	47.00m ²	Ballast	11680lb 5300kg
Furling Genoa	777ft ²	72.20m ²	Furling Genoa	665ft ²	61.80m ²	SPECIFICATIONS	
Spinnaker	1751ft ²	162.70m ²	Furling Staysail	204ft ²	19.00m ²	Length Overall	48'7" 14.80m
Cruising Chute	1488ft ²	138.30m ²	Spinnaker	1751ft ²	162.70m ²	Length Waterline	42'2" 12.85m
Storm Jib	182ft ²	16.90m ²	Cruising Chute	1488ft ²	138.30m ²	Beam	15'1" 4.60m
						Draft	7'1" 2.15m
						Mast Height	
						Above Waterline:	65'4" 19.90m



**GONE
SAILING!**

20 other very reasonable excuses for buying a new Westerly

- 12,000 Westerly yachts launched since 1963
- 40% of new boats sold to Westerly owners
- Very active Westerly Owners Association
- Proven market record of high resale values
- Guaranteed fall-back prices on trade-ins
- Worldwide dealer network and warranty
- World's first yacht builder to gain BS5750 Pt1
- 450 documented quality checks on each boat
- BS 316 stainless steel is used throughout
- Virtually all fabrication is at our own yard
- Semi-custom interior design flexibility
- Sea trials and hand-over for each yacht
- In-house naval architecture and design
- Repair & refit, and refurbishment facilities
- Full yard services on the Hamble River
- Mail order spares and accessories Dept
- Dedicated After-Sales and Service Dept
- Preferential facilities for yacht financing
- Preferential facilities for yacht insurance
- British registration and export documents



*British
Marine*
INDUSTRIES
FEDERATION



THE WESTERLY RANGE

A great excuse to go sailing!

Wherever your sailing takes you, from the challenge and excitement of the racing scene to the more relaxed world (usually!) of blue water cruising, your Westerly is built to deliver the ultimate reliability and performance for which our name has become renowned. After all, Westerly was the very first yacht builder in the world to gain BS 5750 Pt1 quality accreditation for yacht design, development and construction, and also meets the International Standards ISO 9001 and EN 29001. Need we say more?



regatta 370

SAIL AREAS

Mainsail	361ft ²	33.59m ²
No.1 Genoa	500ft ²	46.48m ²
No.2 Genoa	414ft ²	38.54m ²
No.3 Genoa	304ft ²	28.28m ²
No.4 Genoa	172ft ²	15.96m ²
Storm Jib	95ft ²	8.82m ²
Spinnaker 100%	1047ft ²	97.40m ²
Spinnaker 80%	997ft ²	92.70m ²

DESIGNED WEIGHTS

Displacement	16470lb	7470kg
Ballast - Fin	6050lb	2750kg
- Shoal	6260lb	2840kg

SPECIFICATIONS

Length Overall	37'4"	11.38m
Length Waterline	31'11"	9.71m
Beam	12'4"	3.75m
Draft - Fin	6'0"	1.83m
- Shoal	4'11"	1.50m
Mast Height		
Above Waterline:	55'6"	16.92m



regatta 330

SAIL AREAS

Mainsail	281ft ²	26.10m ²
No.1 Genoa	370ft ²	34.41m ²
No.2 Genoa	309ft ²	28.71m ²
No.1 Jib	241ft ²	22.37m ²
Storm Jib	70ft ²	6.40m ²
Spinnaker	774ft ²	71.90m ²

DESIGNED WEIGHTS

Displacement	11,310lb	5130kg
Ballast - Fin	4210lb	1910kg
- Twin	4990lb	2264kg

SPECIFICATIONS

Length Overall	33'2"	10.11m
Length Waterline	27'0"	8.21m
Beam	11'7"	3.52m
Draft - Fin	5'6"	1.68m
- Twin	4'0"	1.22m
Mast Height:		
Above Waterline	49'5"	15.06m



regatta 310

SAIL AREAS


Mainsail	242ft ²	22.48m ²
No.1 Genoa	291ft ²	27.05m ²
No.2 Genoa	238ft ²	22.14m ²
No.1 Jib	187ft ²	17.45m ²
Storm Jib	60ft ²	5.57m ²
Spinnaker	615ft ²	57.12m ²

DESIGNED WEIGHTS

Displacement	9020lb	4100kg
Ballast - Fin	2690lb	1220kg
- Twin	2866lb	1300kg

SPECIFICATIONS

Length Overall	30'4"	9.32m
Length Waterline	24'6"	7.47m
Beam	10'10 1/2"	3.32m
Draft - Fin	5'0"	1.53m
- Twin	3'9"	1.15m
Mast Height		
Above Waterline:	45'11"	14.0m



regatta 290

SAIL AREAS

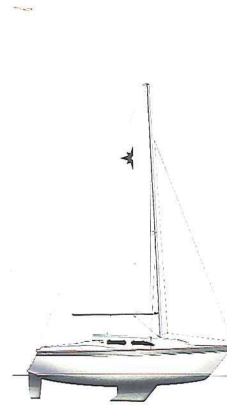
Mainsail	208ft ²	19.3m ²
No. 1 Genoa	236ft ²	21.9m ²
No.2 Genoa	192ft ²	17.8m ²
No.1 Jib	129ft ²	12.0m ²
Storm Jib	46ft ²	4.3m ²
Spinnaker	410ft ²	38.1m ²

DESIGNED WEIGHTS

Displacement	7694lb	3490kg
Ballast - Fin	2987lb	1355kg
- Twin	3329lb	1510kg

SPECIFICATIONS

Length Overall	29'0"	8.84m
Length Waterline	23'7 1/2"	7.20m
Beam	9'11"	3.03m
Draft - Fin	5'0"	1.53m
- Twin	3'4 1/2"	1.03m
Mast Height		
Above Waterline	36'8 1/2"	11.19m



regatta 260

SAIL AREAS

Mainsail	143ft ²	13.25m ²
Self-tacker	100ft ²	9.30m ²
Gennaker	304ft ²	28.30m ²

DESIGNED WEIGHT

Displacement	4840lb	2200kg
Ballast - twin keel	2315lb	1050kg

SPECIFICATIONS


Length Overall	25'10"	7.875m
Length Waterline	21'8"	6.600m
Beam	8'10"	2.700m
Draft - Twin keel	3'1"	0.925m
Mast Height		
Above Waterline:	37'0"	11.285m



Oceanquest 35 Centre Cockpit



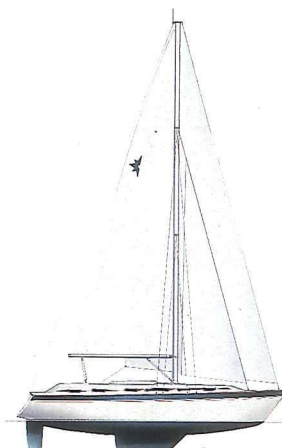
Oceanquest 35 Aft Cockpit



Oceanranger 38



Oceanlord 41



Westerly 490

■ Teak laid side decks, roller-furling headsail, echo sounder, log and self-tailing winches are standard on these yachts. □ Denotes standard in-mast mainsail furling system.

CONSULTANT: Naval Architect: E.d Dubois

Westerly Group Ltd Shore Road Warsash Southampton SO3 9FR Tel: 0489 885400 Fax: 0489 885340

