





WESTERLY
GRIFFON II






This beautiful new 26' cruiser has all the space and comfort you need for family holidays – plus a turn of speed that makes sure of her place among the leaders at offshore club race meetings.

This combination was the specific objective of Ed Dubois' design. The GRIFFON II's long waterline, and the lines of her hull, generate a fast performance on all points of sailing, while maintaining exceptional stability at the same time. (Available in fin, twin or lifting keel versions). She has slab reefing, and with all the lines led aft can be handled with ease by the helmsman alone. Cockpit space is maximised by a transom-hung rudder, which is also semi-balanced; this makes the GRIFFON II light on the tiller and very responsive even in unfavourable weather conditions. The cockpit itself is fitted with non-slip Treadmaster surfaces on the seat and the sole, and includes a capacious stowage locker under the starboard seat. Forward of the cockpit, moving around is safe and easy even for inexperienced crew members, thanks to wide side decks and a flat, uncluttered coach roof with sturdy teak grab rails along each side.

The area below decks is well planned and unusually spacious, standing room throughout the boat having been a top design priority. Forward of the saloon is a cabin whose conventional vee-berth can be converted to a double; large lockers underneath and shelves along the sides of the hull provide useful stowage space. Immediately aft are the heads compartment with marine WC, on the port side, and a hanging locker to starboard.



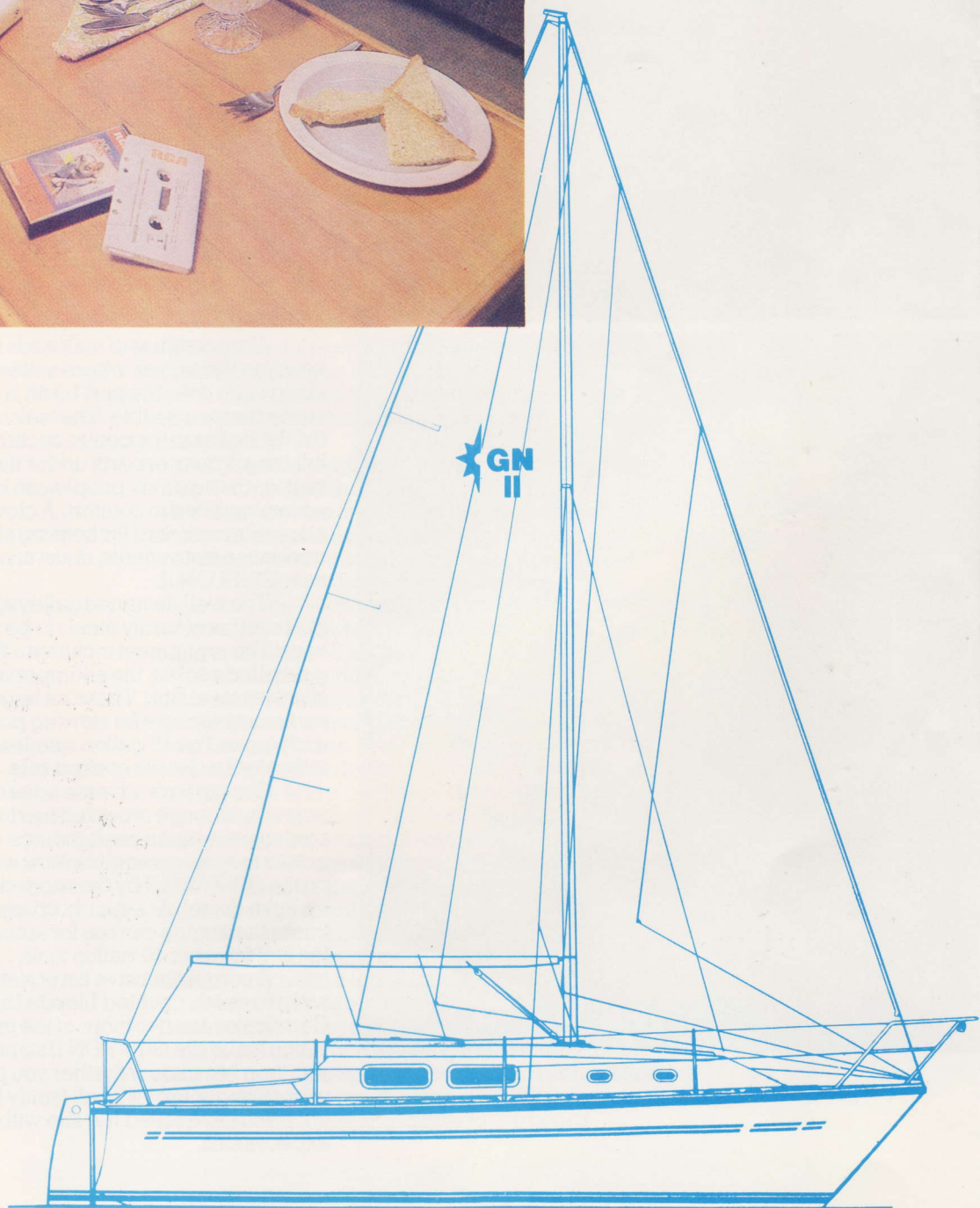



Generous use of teak adds to the air of luxury in the saloon, where settee berths extend along each side, the port berth is easily converted to a double. The teak table has a handy drinks locker in the centre section. There's also a full-length quarterberth under the port cockpit seat, so that up to six people can be accommodated in comfort. A cleverly designed skipper's cupboard for housing all charts and navigation instruments, is just another feature of the new GRIFFON II.

The well designed galley allows the preparation of family meals to be carried out with ease. The equipment includes a 2-burner gimballed cooker, the all-important ice box and a stainless steel sink. There's a large worktop too, and roomy lockers for stowing pots, pans, cutlery and stores. The 15-gallon stainless steel water tank is located under the cockpit sole.

Coping with adverse tides or manoeuvring your way through crowded marinas calls for responsive engine performance with plenty of power to spare – requirements which are fulfilled on the GRIFFON II by the rugged and reliable 20 hp Bukh diesel. At a steady cruising speed of 5½ knots, the engine can run for around 25 hours on the fuel from her 10-gallon tank.

A comprehensive list of standard equipment, with the much-coveted Lloyd's Hull Construction Certificates are two more of the many features which make the GRIFFON II stand out from other yachts in her class. Whether you plan to do most of your sailing solo or with all family hands on board, once you have sailed her she will exceed your expectations.



WESTERLY Griffon II

POWERED BY



DIESEL

SAIL AREAS

Mainsail	155 sq. ft.	14.39 sq. m.
No. 1 Genoa	277 sq. ft.	25.73 sq. m.
No. 2 Genoa	224 sq. ft.	20.80 sq. m.
No. 1 Jib	143 sq. ft.	13.28 sq. m.
No. 2 Jib	72 sq. ft.	6.68 sq. m.
Spinnaker	647 sq. ft.	60.11 sq. m.

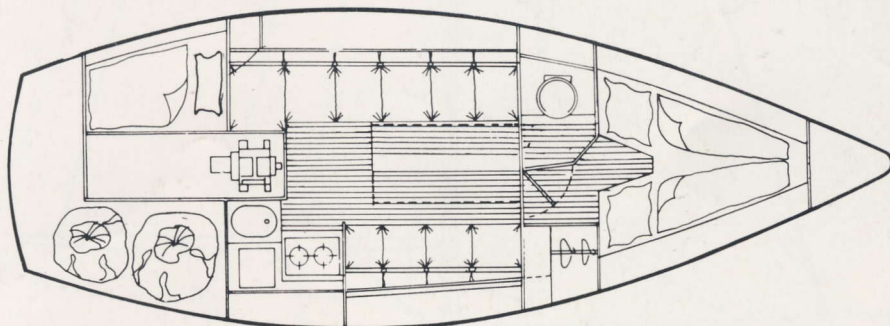
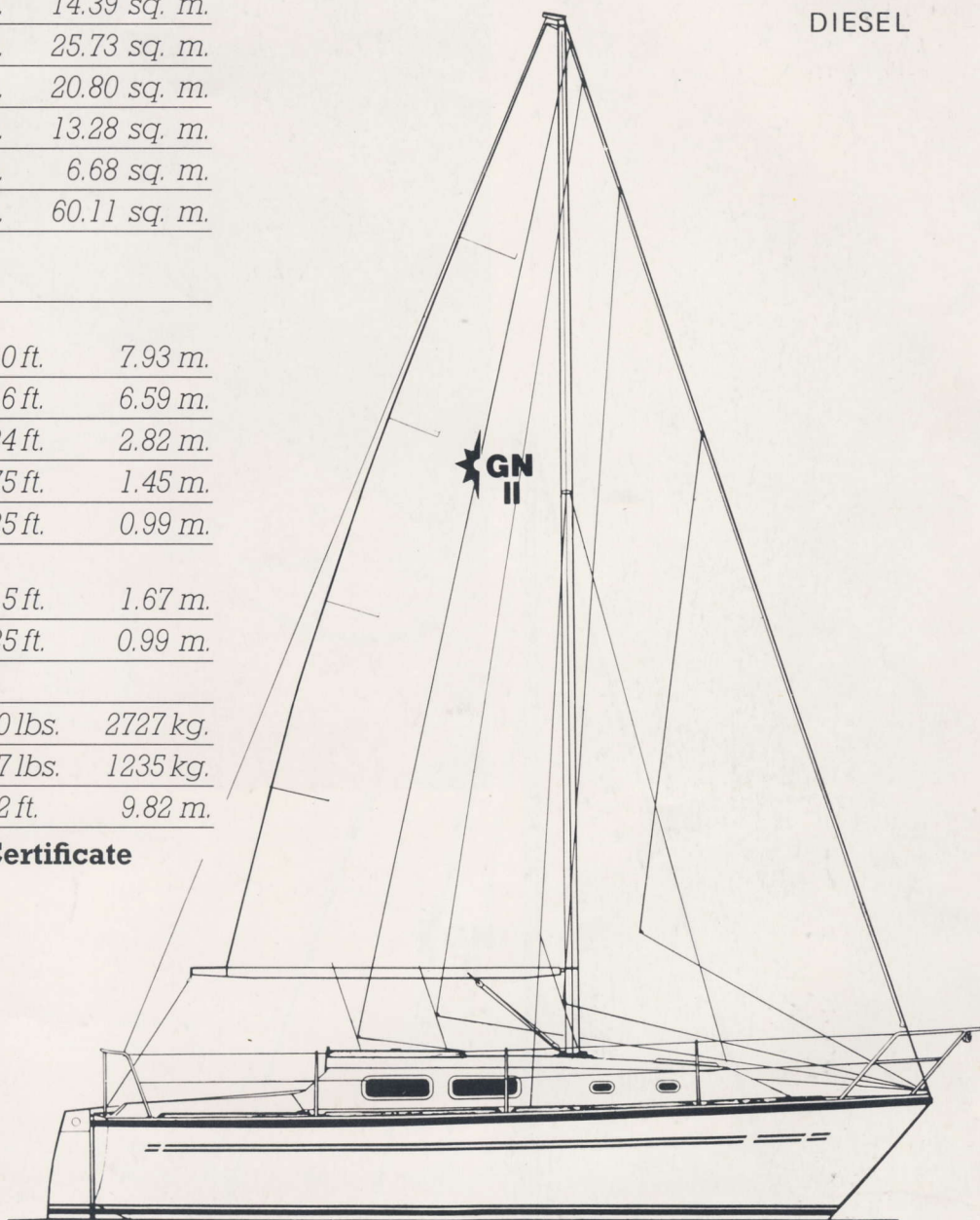
SPECIFICATION

Length overall (excluding rudder)	26.0 ft.	7.93 m.
Length waterline	21.6 ft.	6.59 m.
Beam	9.24 ft.	2.82 m.
Draft - Fin Keel	4.75 ft.	1.45 m.
Draft - Twin Keels	3.25 ft.	0.99 m.
Draft - Lifting Keel		
Keel down	5.5 ft.	1.67 m.
Keel up	3.25 ft.	0.99 m.

DESIGNED WEIGHTS

Displacement	6000 lbs.	2727 kg.
Ballast	2717 lbs.	1235 kg.
Mast length	32.2 ft.	9.82 m.

Lloyds Hull Construction Certificate



Westerly Yachts Limited,
47 Aston Road, Waterlooville, Portsmouth, Hampshire PO7 7XJ
Telephone: Waterlooville (0705) 254511 Telex: 86328

The boat as described, to specifications and standard inventory are liable to change according to availability of bought in and manufactured supplies. Some items shown in the photographs are not included in the standard price.



A subsidiary of
Centreway Industries plc