




WESTERLY
DISCUS











Whatever your idea of an enjoyable family cruising holiday – from a slow meander along a familiar coastline to a really adventurous transoceanic voyage – Westerly's Discus is built and equipped to turn your dreams into reality. Exemplary handling, determined performance and excellent sea-keeping qualities make these beautiful yachts amongst the very best family cruisers to be found anywhere. (Available in Fin and Twin keel versions).

Discus is available in two versions: with a bridge deck or with a centre cockpit. The centre cockpit version has alternative ketch or sloop rig.

Out on the high seas, the DISCUS is steady and predictable on all points of sailing; she'll handle and go about under headsail alone, heave-to with the greatest of ease and respond at once to even a light touch on her semi-balanced rudder. Slab reefing is fitted as standard. The reefing lines and halyards are led aft to a pair of high-performance winches and stoppers on each side of the main hatch. 2-speed foresheet winches are located on the coamings of the deep, comfortable cockpit. From this sheltered position, the helmsman enjoys good weather protection and unhindered visibility; he also has the engine controls right to hand and an instrument panel on which the dials or warning lights are all clearly displayed. Sails, warps, fenders and any assorted gear from spare lines to rubber boots can all be stored in the cavernous locker below the starboard cockpit seat.

Naturally, no yacht can be sailed without some work forward of the cockpit, so the DISCUS has been designed with wide side decks and effective non-slip on all working surfaces to make it safe and easy for the crew to move around. Forward of the mast is a space where the liferaft can be stowed, and the 45lb anchor stows on a double sternhead roller. For extra strength, a hard wood king plank is moulded into the foredeck, and balsa sandwich deck construction provides rigidity and insulation. The deck fittings, made of stainless steel or high-quality alloy, look and perform as though they were made to cope with Cape Horn conditions.

Laurent Giles' genius for design is possibly even more striking below decks than above. Starting our survey of his 3-cabin layout at the forward end, we find a comfortable cabin whose conventional Vee-berths have spacious lockers below and useful shelving along the sides of the hull. Under these bunks, and just aft of the chain locker, is the baffled stainless steel water tank (capacity: 45 gallons).

The forecabin is separated from the saloon by two hanging lockers to starboard and a large heads compartment to port. (The door of the forward hanging locker will also close off the forecabin.) In the heads is a marine WC, a washbasin and shower with pressurised hot and cold water. The compartment itself is lined with a washable surface and has plenty of stowage space for towels and toilet articles, it is ventilated by an opening port and a deck-head ventilator as well.

The third cabin is either under the bridge deck, or in the centre cockpit version, in the stern reached by a passage under the port cockpit seat.

Returning to the saloon, we find the conventional layout of settee berths on either side of a central table; the port settee can be easily converted to a full double. An extra refinement is that the settee berths' seat backs can be lifted out when at sea, and used as lee boards. The table has hinged leaves running fore and aft, so that when they are raised, there is room for up to 8 people to sit together in comfort. The whole

interior gives an immediate feeling of light, warmth and solid comfort, thanks to generous use of teak, and the harmoniously-coloured deckhead panels. Settee covers and other soft furnishings are available in a range of colours and designs to suit individual preferences.

Immediately aft of the saloon is the navigation area and galley, to port and starboard respectively. The galley is excellently equipped and easy to work in, as any sea-going cook will quickly testify. The gimballed cooker has an oven, grill and two burners, with gas supplied along seamless copper piping from a storage bottle in its own vented compartment. The top of the capacious ice box doubles as a chopping board, and there are plenty of lockers, shelves and drawers for keeping plates, cutlery and stores. Pressurised hot and cold water to the stainless steel sink makes washing-up as easy as at home, and there's a cold water foot pump as an emergency stand-by.

The navigation area has a broad table on which the navigator can really spread his charts. The flexible chart light is an especially useful standard feature, and there's ample space for charts, log, reference books, tide tables and the various items of navigation equipment.

Few yachts live successfully by sail alone, a fact which is recognised on the DISCUS by the installation of a rugged and reliable 2-cylinder 20 hp Bukh diesel (a 36 hp Volvo diesel is available as an option). Running smoothly even at her near-maximum hull speed of around 6½ knots (and still power to spare), she has a 35-gallon fuel tank and a cruising range in excess of 200 miles. Even more important, it gives the quick response and positive handling both ahead or astern which allows you to thread your way into a tight berth. A heat exchanger is fitted as standard, supplying hot and cold water to the shower and basins in the galley and heads. Access for maintenance is simple, with all parts easily reached when servicing time comes around.

Like all the Westerlys, the DISCUS carries the distinction of a Lloyd's Hull Construction Certificate, underlining the rigorous quality control which is exercised throughout every stage of building. Hand layed glass fibre mat is used throughout with woven rovings at stress points. This first-class family cruiser recognises very few rivals to her style or performance, and no limits to her sailing horizons.



WESTERLY Discus

SAIL AREAS - SLOOP

Mainsail	243 sq. ft.	22.57 sq. m.
Light Weather Genoa	486 sq. ft.	45.15 sq. m.
No. 1 Genoa	451 sq. ft.	42 sq. m.
No. 2 Genoa	398 sq. ft.	37 sq. m.
No. 1 Jib	284 sq. ft.	26.35 sq. m.
No. 2 Jib	182 sq. ft.	16.9 sq. m.
No. 3 Jib	95 sq. ft.	8.8 sq. m.
Spinnaker	1113 sq. ft.	103.40 sq. m.

KETCH

Mainsail	186 sq. ft.	17.3 sq. m.
Mizzen	69 sq. ft.	6.4 sq. m.
Genoa	380 sq. ft.	35.3 sq. m.
No. 1 Jib	255 sq. ft.	23.7 sq. m.
No. 2 Jib	182 sq. ft.	16.9 sq. m.
No. 3 Jib	95 sq. ft.	8.8 sq. m.
Spinnaker	935 sq. ft.	86.86 sq. m.

SPECIFICATION

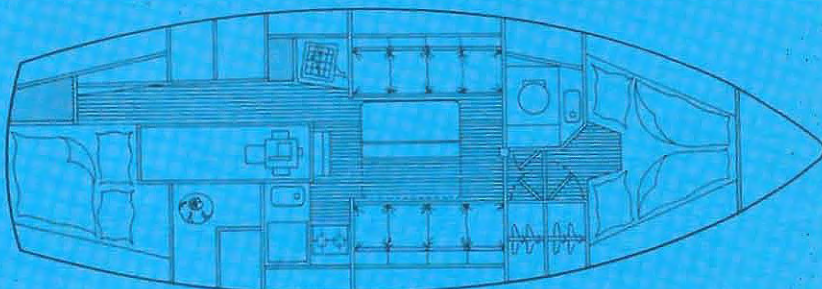

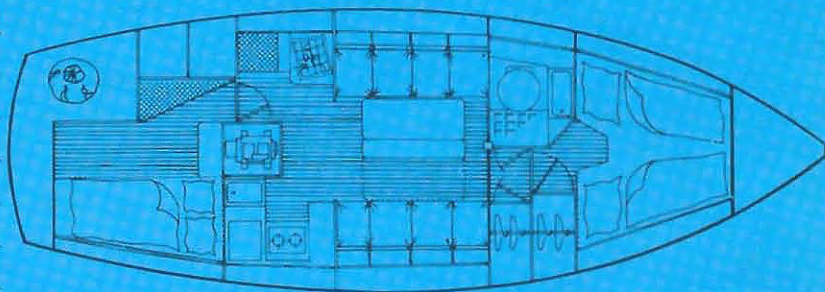
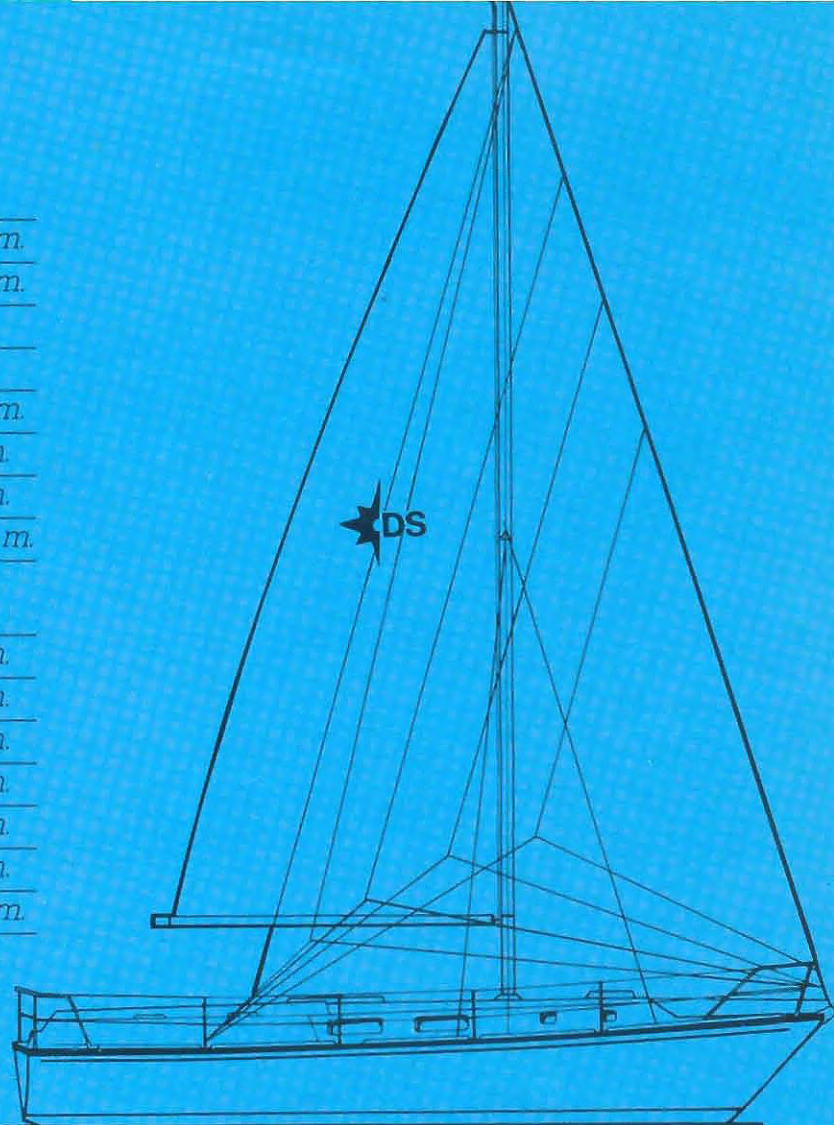
Length overall	33' 3"	10.14 m.
Length waterline	28' 5"	8.68 m.
Beam	11' 2"	3.40 m.
Draft - Fin Keel	5' 5"	1.66 m.
Draft - Twin Keels	4' 4"	1.32 m.

DESIGNED WEIGHTS

Displacement	6.74 tons	6848 kg.
Ballast	2.7 tons	2793 kg.
mast length (Sloop)	40' 6"	12.64 m.

Lloyds Hull Construction Certificate

The boat as described, to specifications and standard inventory are liable to change according to availability of bought in and manufactured supplies. Some items shown in the photographs are not included in the standard price.



A subsidiary of
Centreway Industries plc

Westerly Yachts Limited,
47 Aston Road, Waterlooville, Portsmouth, Hampshire PO7 7XJ
Telephone: Waterlooville (07014) 54511 Telex: 86328

Produced and designed by Centurion Advertising & Design Limited, Southampton, England

SPECIFICATION/PRICE LIST/ORDER FORM

WESTERLY YACHTS LIMITED

47 Aston Road, Waterlooville, Portsmouth PO7 7XJ, Hampshire
Telephone: Waterlooville (070 14) 54511. Telex 86328

Name	Sail No		
Address	Boat Name		
	Delivery Date/Place		
Business Tel No	DISCUS	KETCH OR SLOOP	
Home Tel No	CENTRE COCKPIT		TWIN KEELS
Date			FIN KEEL
	BRIDGE DECK	SLOOP ONLY	

STANDARD SPECIFICATION

Sails & Rigging: Ratsey & Lapthorn Mainsail & no 1 jib. Silver anodised Kemp mast & boom. Terylene main & jib halyards led aft. Topping lift & burgee halyards. Stainless steel standing rigging. Terylene running rigging. Slab reefing with lines led aft. Kicking strap.

Additional on ketch rig (Centre Cockpit model only): Mizzen sail. Mast & boom. Standing & running rigging. Barlow 16c Mizzen halyard winch.

Deck Fittings: Stainless steel double rail bow & stern pulpits. Gate in stern pulpit. Barlow 19c two speed winches on deck for halyards & reefing lines led aft with triple deck blocks & stoppers. Stainless steel double lifelines with 24" stanchions. 2 top action Barlow 25c two-speed foresheet winches. Two 8" handles. Sliding jib sheet leads with blocks. Spinnaker deck hardware (excluding spinnaker winches & boom). Twin bow rollers & chain pipe. 45lb Plough anchor. Anchor stemhead stowage. 15 fathoms 5/16" chain. One bow cleat. Two 'midships cleats. Two stern cleats. Two bow fairleads. Stainless steel shroud & stay plates. Ensign staff socket on stern pulpit. Teak handrails on cabin top. Treadmaster seats & bridgedeck. Teak cockpit grating. Non-slip deck paint. Bi-colour navigation lights on pulpit. Stern light. Steaming light. Deck light. Wheel steering with emergency tiller. Six fenders. Two 30' mooring lines. Gas locker with stowage for 2 Camping Gaz bottles. Two 6 lb Gaz bottles. Binnacle guard (sloop rig only).

Cabin Fittings: Lights in all cabins & in heads. Chart light. Central fuse & switch panel. Complete set of 4" berth cushions. Double berth conversion in saloon & forward cabins. Teak strip flooring throughout. Foam backed Cockhead panels in saloon & forward cabin. Cabin sides lined in foam backed vinyl. Chart table & locker. Fixed saloon table with bottle stowage. Galley with two burner gas cooker, oven & grill with fiddle in gimbals. Stainless steel sink. Drained ice box. Work surface. Crockery & cutlery stowage. Heads with Lavac marine WC. Stainless steel wash basin in heads. Pressurised hot & cold water supply to heads basin, shower & galley from 45 gallon stainless steel tank with standby foot pump at galley. Two lined hanging lockers forward & two lockers aft. Opening ports in forward cabin, heads & hanging locker. Ventilators in heads, forward & main cabins. Curtain rails & runners in main & forward cabins & in heads. Perspex main & forward hatches. Opening hatch in aft cabin. Dry powder fire extinguisher fitted. Two opening ports in aft cabin (centre cockpit model only).

Engine: DV20ME Bukh 20hp diesel. Flexible mountings. 50 amp alternator. Three bladed propeller. Water cooled exhaust. Hand start facility. Control panel. Two 102 amp/hour batteries with changeover switch. Electric start. Remote controls on steering pedestal. 35 gallon fuel tank. Light in engine compartment. Sound deadened engine compartment. Low maintenance stern gland.

General: White hull. Alloy framed windows. Teak rubbing strake. Cove line. Antifouling. Bronze seacocks & underwater skin fittings. Cathodic Protection. Self-draining cockpit. Rod steering system. Bilge pump. LLOYD'S HULL CONSTRUCTION CERTIFICATE.

NOTES: 1. A £500 deposit reserves a boat at the current price for a specified delivery date. This payment is made subject to contract.

2. Payment required: half the total less initial £500 on signature of the contract. Balance ten days before completion of the boat in the factory.

The standard inventory & specification as described is liable to change according to the availability of bought in & manufactured items.

THIS PRICE LIST AND SPECIFICATION SUPERSEDES ALL PREVIOUS LISTS

December 7, 1982

NAME	W33 DISCUS SAIL NO	VAT	EXCLUDED
FACTORY FITTED	ADDITIONAL EQUIPMENT		£
Sails and Sailing Gear: All sails by Ratsey & Laphorn			
No 2 jib		250	
No 3 jib		166	
Light weather genoa		448	
Cruising chute - radial head		386	
Gear for cruising chute - 2 blocks, halyard & sheet led aft		80	
No 1 genoa		415	
No 2 genoa		392	
Spinnaker radial head		488	
Mainsail cover - blue or white		47	
Main and mizzen sailcover/blue or white PVC (centre cockpit - ketch only)		72	
Mizzen staysail and gear (centre cockpit ketch only)		223	
Spinnaker gear, sheets, blocks and topping lift downhaul - and halyard (excluding spinnaker boom)		120	
Spinnaker boom - bearing out spar		124	
Navigation Aids:			
Mechanical Sumlog speed and distance indicator mounted on aft cockpit bulkhead		184	
Seafarer 5 echo sounder on swinging bracket		105	
Plastimo OLYMPIC 100 Binnacle compass		100	
FOR ELECTRONICS SEE SEPARATE SHEET			
Deck Fittings:			
S/L Hy-Speed Anchor Windlass on foredeck & 15 fthms calibrated - chain & additional foredeck cleat, in lieu of standard		238	
Treadmaster deck covering in lieu of standard - Fawn or Blue		908	
Teak laid cockpit seats and bridge deck		430	
Teak laid cockpit seats - centre cockpit		390	
Barlow 24c 2-speed Spinnaker sheet winches		271	
Barlow 27c 2-speed jib sheet winches in lieu of standard		292	
Fixed polycarbonate windscreen		210	
Folding sprayhood to fit windscreen- blue or beige		279	
Folding pramhood - blue or beige		316	
Perspex deck hatch in main saloon over table		157	
Engine:			
Volvo Penta MD17D 36 h.p. diesel with instrument panel, - and 2 x 90 amp/hr batteries in lieu of standard		908	
Winterisation only		55	
Cabin Fittings:			
Additional dry powder fire extinguisher fitted		18	
Zipper doors aft cabin hanging lockers		81	
Opening port in aft cabin (Bridge Deck Model Only)		38	
General:			
Cradle for fin keel model only		462	
Builders Certificate.			
(SEE NOTE ON BUILDERS CERTIFICATES BELOW)			
DTI Registration		250	
Delivery to Hamble Point including wet or dry launch		95	
Commissioning at Hamble		FREE	
Delivery elsewhere by quotation. Customer responsible for hire of crane at delivery point.			
Name painting on stern. Mandatory for registered boats		37*	
* Standard style letters in single colour. Over 10 letters £3.50 p.l.			
FOR BUILDERS CERTIFICATE - FULL NAME(S) & OCCUPATION(S):			
COLOURS:			
CABIN CUSHIONS - Samples on request			
ANTIFOULING	White	Red	Blue Green
COVE LINE	White	Red	Blue Green Gold
BROAD TRIMLINE	White	Red	Blue Green Gold £180
WATERLINE STRIPE	White	Red	Blue Green Gold £ 30
DECK PAINT	Grey	Blue	Green
COCKPIT TREADMASTER		Blue	Fawn

NB: For boats delivered to Hamble Point Marina for storage ashore, launching and mast stepping will be chargeable.

CUSTOMER SUPPLIED EQUIPMENT - we regret we are unable to fit customer supplied equipment during building