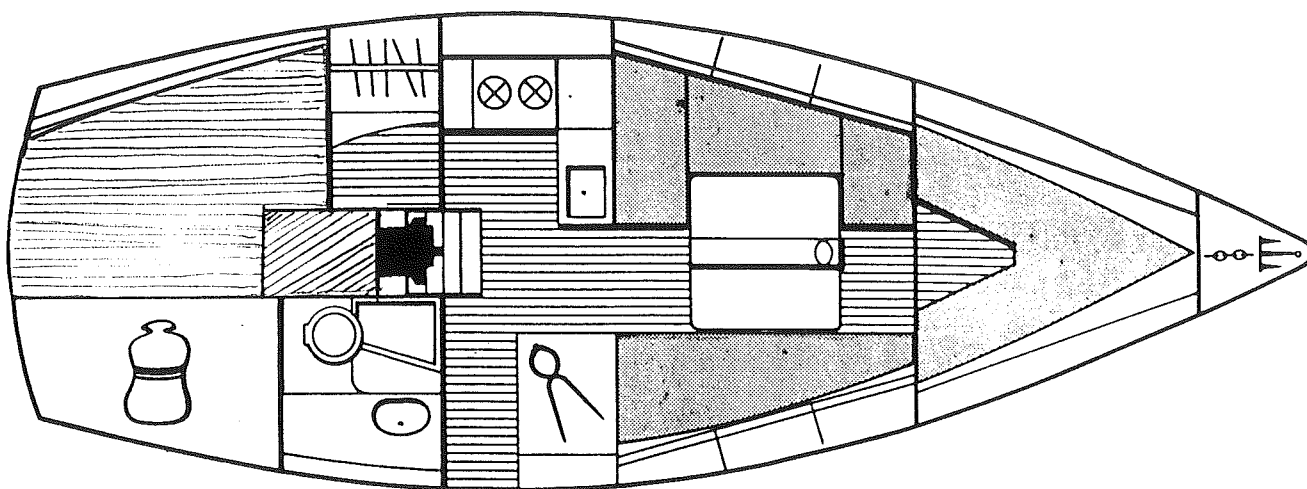


# MERLIN 28



Merlin by Ed Dubois offers new performance, privacy and comfort in a 28-footer. 3-cabin accommodation for up to 7 people. Computer researched hull gives impressive performance under sail. Close-winded, easily handled by crew of two.

## SAIL AREAS

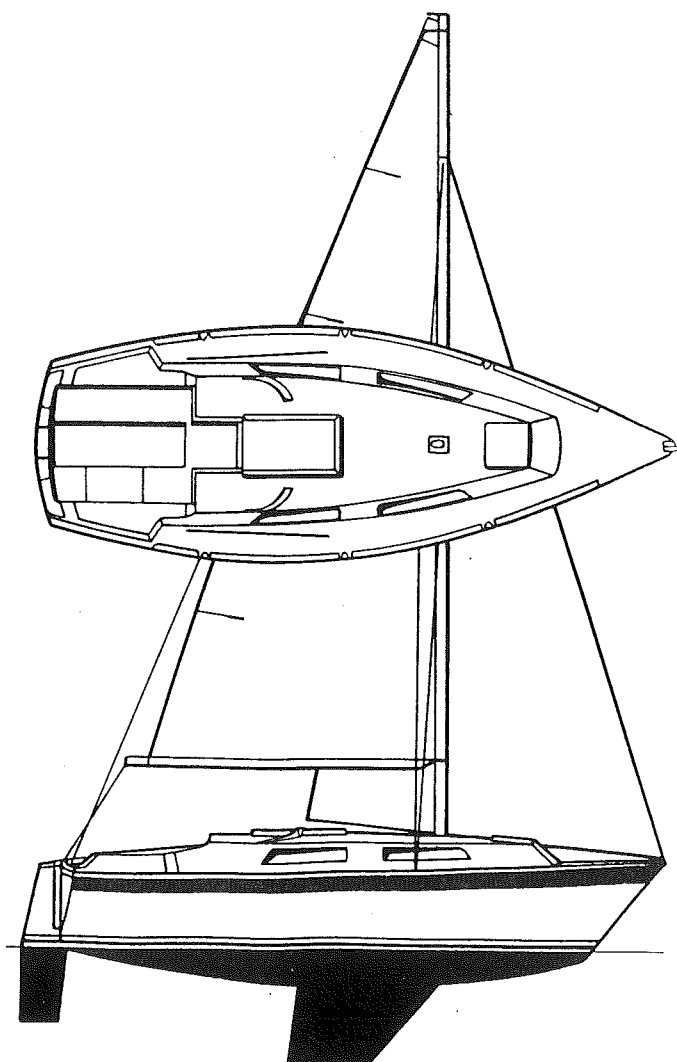
Mainsail	207.74sq. ft	19.3sq.m
No.1 Genoa	235.72sq. ft	21.9sq.m
No. 2 Genoa	191.59sq. ft	17.8sq.m
No.1 Jib	129.16sq. ft	12.0sq.m
Storm Jib	46.28sq. ft	4.3sq.m
Spinnaker	410.10sq. ft	38.1sq.m

## SPECIFICATION

Length overall (excluding rudder)	27.06ft	8.25m
(including rudder)	28.70ft	8.75m
Length waterline	23.62ft	7.20m
Beam	9.94ft	3.03m
Draft - Fin Keel	5.01ft	1.530m
- Twin Keel	3.36ft	1.025m
Number of Berths:	6	

## DESIGNED WEIGHTS

Displacement	7694.13lb	3490kg
Ballast - Fin Keel	2987.26lb	1355kg
- Twin Keel	3328.97lb	1510kg
Mast height	36.70ft	11.187m



# PERFORMANCE, PRIVACY COMFORT IN A 28-FOOTER

**On deck** The deck layout is cleverly designed to give a safe working platform with all deck gear mounted on raised plinths. The deck hardware is solid and substantial, well able to take the loads required of it in all weathers. The moulded-in toe rail is effective, yet does not interfere with the sleek line. The self draining cockpit is comfortable with deep coamings giving a reassuring feeling of security.


**Below deck** Merlin's accommodation is generously spacious. To port the aft double cabin with separate hanging locker gives privacy and comfort for the owner. the saloon with 6 foot headroom has two settee berths, with the port side converting to a double. The interior finish in the saloon is an attractive blend of ash and teak which makes the whole saloon seem airy and light. The forecabin has the usual V berth

**Galley** The galley is well fitted out. Equipment includes a gimballed cooker with oven and grill, and a stainless steel sink and insulated ice box. There is ample stowage space for cooking utensils and provisions.

**Chart Table** Opposite the galley is a well designed chart table and seat with chart stowage and lift up top. The table takes an Admiralty chart folded in half. There is also space for instrumentation and books.

**Performance** Merlin is fast and remarkably quick for her size. With all rigging led aft she is particularly easy to handle.

**Construction** Merlin is a modern yacht in conception and design, yet her building and materials are truly in the Westerly tradition of craftsmanship. The keel is of cast iron. The deck and coach roof are of grp/balsa sandwich construction.



arrangement with optional in-fill.

The heads compartment has a moulded washbasin and WC. It is situated aft, has a pleasing coloured decor, and is easy to clean. Opening windows into the side of the companionway are fitted on the heads and the aft cabin, giving light and ventilation.

There is a hardwood kingplank fitted on the foredeck centreline. Stanchion bases are through-bolted with hardwood pads. The deck to hull joint is formed by lapping the deck over the hull, and through bolting at five inch centres, is then glassed over for extra security. Built to Lloyds Hull Construction Certificate standards – and beyond, each yacht is supplied with its own certificate. Every Merlin is backed by the efficient Westerly After Sales service which has won the respect of 10,000 owners throughout the sailing world.

## ENGINE



The well tried Bukh 20hp diesel is fitted as standard in a sound deadened compartment. Access is very easy. Fitted with 50amp alternator and hand start facility. 18 gallon fuel tank capacity.

