


WESTERLY GK 24



GK 24

Six years ago Westerly decided to experiment with a different type of boat from their usual — and highly successful — family cruising craft. They commissioned Laurent Giles and Chris Hawkins to design an uncompromising sailing boat with a performance good enough to attract racing enthusiasts at a price which would make it accessible to as many of them as possible. The resulting prototype — Ebblake IV — has sailed for three seasons now and in the light of that experience the final design has been developed. The outcome the GK24 is a true racing boat with superb speed and handling.



The boat is available in three versions:—

GK24 Budget Boat is stripped out and with no unnecessary weight in the furnishings. This is a boat that enables the owner to go afloat at the least possible cost and to race. The owner will have to provide some of the equipment himself and it allows him to choose the least expensive. The addition of the "Sailaway Package" brings the specification of the Budget Boat to a Sailaway condition. This package provides all the necessary sailing gear and interior comforts at an outstandingly competitive price.

GK24 IOR Racer This version is fully equipped with gear and sails to race the day the boat launched. The boat will rate under 18.5) and will have the deck layout, gear and sails necessary for top performance. It has a small inboard petrol/gasoline engine. The interior is practical and similar to the Budget Sailaway.

GK24 Club Racer for racing on a club level basis and cruising when required this version makes more concessions to comfort and the interior is fitted out to the standards of other Westerlys. There is a small inboard diesel engine. The boat is fully equipped for cruising and, of course, also has an exciting performance, as expected of a boat based on a racing design. The standard keel will give a draft of 5 feet (1.52 metres). A shoal draft keel is available giving a draft of 4 feet (1.25 metres).

Performance The GK24 is considered to be the ideal answer for those requiring a sea worthy yacht with $\frac{1}{4}$ ton class sailing qualities. She has a light and responsive helm and the small skeg gives a very stable downwind performance.

Threequarter Rig This is available as an optional alternative to the masthead rig. The main advantage is that by having this rig, it is possible to level rate (18ft. and below) without fitting an inboard engine.

Engines The following are recommended.

Budget Sailaway:— A suitable longshaft outboard in the 6 to 10 HP range.

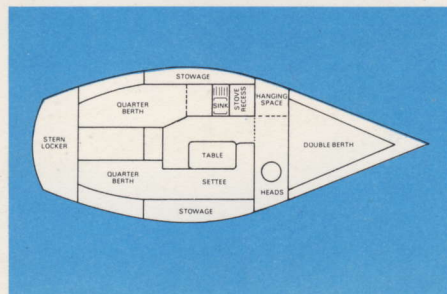
I.O.R. Racer:— The Vire 7 HP water cooled petrol engine with a two bladed folding propellor.

Club Racer:— The Volvo Penta MD5A/110S $7\frac{1}{2}$ HP diesel with the Sail Drive unit. The Petter Mini-Six, 6.6 HP diesel with racing stern gear is recommended for those who wish to rate this version favourably under IOR.

Trailability The GK24 can be trailed using a suitable 4 wheeled trailer, but with an all up weight of $2\frac{1}{2}$ tons, it is recommended that a specialised towing vehicle such as a Range Rover is used.

IOR Ratings As a guide under the 1977 Rule, four production built GK24s were measured as follows:—

Masthead rig	— Outboard engine	— 18.4'
Masthead rig	— Vire 7 inboard	— 18.1'
Threequarter rig	— Outboard engine	— 18.1'
Threequarter rig	— Inboard engine	— 17.6'



looking aft from the forecabin

The forward cabin which, in the Club Racing version, can be shut off from the main saloon by the folding door to the heads (marine WC) has a large 6ft. double berth. Opposite the heads is a hanging space for clothing. The wood faced bulkheads and the extensive use of wood for fitting out, coupled with the perspex main and forward hatches and portlights, give a bright, airy and warm appearance to the interior of the GK24.



The saloon from the cockpit hatch

The saloon of the GK24 is surprisingly spacious having a beam of 9.26ft. To starboard there is an L-shaped dinette which can be used as a child's berth if required. Aft of the dinette there is a full sized quarter berth. To port is the galley with its sink and piped water supply from a 5 gallon water container in the forepeak. Aft is another large quarter berth. Ample shelf and berth lockers provide full inventory stowage space.

Specification

Length overall	24'	7.32 m.
Length, waterline	19' 7"	6.00 m.
Beam	9' 4"	2.82 m.
Draft	5'	1.52 m.
Draft (shoal Keel)	4' 1"	1.25 m.
Racing Keel	5'	1.52 m.

Displacement —		
Budget Boat	3,800 lbs	1,723 kg
IOR Racer	3,900 lbs	1,769 kg
Club Racer	4,100 lbs	1,860 kg
Ballast	1,400 lbs	635 kg


BASIC IOR DIMENSIONS

	Masthead Rig		Threequarter Rig	
	ft.	m.	ft.	m.
I	29.84	9.09	28.06	8.55
J	10.00	3.05	8.38	2.55
P	26.00	7.92	31.00	9.45
E	8.50	2.59	10.00	3.05
SPL	10.00	3.05	8.46	2.58

We are always looking for improvements and thus reserve the right to change the specification without prior notice.

SAIL AREAS

	Masthead Rig		Threequarter Rig	
	sq. ft.	sq. m.	sq. ft.	sq. m.
Mainsail	110	10.22	157	14.59
No. 1 Genoa	224	20.81	180	16.72
No. 2 Genoa	178	16.53	127	11.80
No. 3 Genoa	153	14.21	—	—
No. 1 Jib	115	10.68	34	3.16
No. 2 Jib	68	6.32	—	—
Spinnaker SL	30'	9.14m.	27.5'	8.38m.
SMW	18'	5.49m.	14.85'	4.53m.



WESTERLY MARINE CONSTRUCTION LIMITED

Aysgarth Road · Waterloooville · Portsmouth PO7 7UF · England

Telephone: Waterloooville (070 14) 54511 Telex: 86328

