

WESTERLY



 **WESTERLY**

Since 1963 over 10,000 Westerly yachts have been purchased. They can be found sailing throughout the world and have built up a unique reputation for reliability and quality.

This folder contains specification sheets with basic information about the yachts in the Westerly range. We are confident you will find a yacht that precisely measures up to what you are looking for in terms of quality, comfort and performance. When you have made your choice, please fill in the coupon on the enclosed reply card. We shall be delighted to send you a full-colour brochure with cabin photographs and more information about the yacht you are interested in. Westerly has an experienced sales and demonstration team who will advise you on all aspects of boat ownership.



Westerly Yachts Limited



WESTERLY

**Westerly Yachts Limited,
47 Aston Road, Waterlooville, Portsmouth, Hants PO7 7XJ.
© (A subsidiary of Centreway Industries plc.)
SALES OFFICES: Hamble Point Tel: (0703) 455233
Brighton Tel: (0273) 609556, Swansea Tel: (0792) 473330
Poole Tel: (0202) 680234.**

MERLIN 28



Merlin by Ed Dubois offers new performance, privacy and comfort in a 28-footer. 3-cabin accommodation for up to 7 people. Computer researched hull gives impressive performance under sail. Close-winded, easily handled by crew of two.

SAIL AREAS

| | | |
|-------------|--------------|----------|
| Mainsail | 207.74sq. ft | 19.3sq.m |
| No. 1 Genoa | 235.72sq. ft | 21.9sq.m |
| No. 2 Genoa | 191.59sq. ft | 17.8sq.m |
| No. 1 Jib | 129.16sq. ft | 12.0sq.m |
| Storm Jib | 46.28sq. ft | 4.3sq.m |
| Spinnaker | 410.10sq. ft | 38.1sq.m |

SPECIFICATION

| | | |
|--------------------------------------|---------|--------|
| Length overall (excluding rudder) | 27.06ft | 8.25m |
| (including rudder) | 28.70ft | 8.75m |
| Length waterline | 23.62ft | 7.20m |
| Beam | 9.94ft | 3.03m |
| Draft - Fin Keel | 5.01ft | 1.530m |
| - Twin Keel | 3.36ft | 1.025m |
| Number of Berths: | 6 | |

DESIGNED WEIGHTS

| | | |
|--------------------|-----------|---------|
| Displacement | 7694.13lb | 3490kg |
| Ballast - Fin Keel | 2987.26lb | 1355kg |
| - Twin Keel | 3328.97lb | 1510kg |
| Mast height | 36.70ft | 11.187m |



Lloyds
Hull Construction
Certificate

KONSORT 29



Spaciousness aboard the Konsort allows 6 people to live and sail together with ease. Both versions (fin keel or twin keel) offer quick response, fast performance and all-round design quality which everyone will appreciate.

SAIL AREAS

| | | |
|-------------|-----------|------------|
| Mainsail | 180sq. ft | 16.72sq. m |
| No. 1 Genoa | 333sq. ft | 30.94sq. m |
| No. 2 Genoa | 257sq. ft | 23.88sq. m |
| No. 1 Jib | 168sq. ft | 15.61sq. m |
| No. 2 Jib | 120sq. ft | 11.15sq. m |
| No. 3 Jib | 68sq. ft | 6.32sq. m |
| Spinnaker | 753sq. ft | 69.96sq. m |

SPECIFICATION

| | | |
|-----------------------------------|--------|-------|
| Length overall (excluding rudder) | 28'10" | 8.80m |
| Length waterline | 25'6" | 7.77m |
| Beam | 10'9" | 3.29m |
| Draft - Fin Keel | 5'4" | 1.62m |
| - Twin Keel | 3'2½" | .98m |
| Number of Berths: | 6 | |

DESIGNED WEIGHTS

| | | |
|------------------------------|---------|---------|
| Displacement | 9211 lb | 4178 kg |
| Ballast - Fin and Twin Keels | 3200 lb | 1451 kg |
| Mast height | 35'9" | 10.89m |



Lloyds Hull Construction Certificate

KONSORT DUO 29



The new Westerly Konsort Duo 29 is a motorsailer that can really sail. It has been developed from the highly successful Laurent Giles Konsort Hull and Sail Plan, and given a 28hp Volvo engine for extended cruising. Fittings and interior appointments offer standards of comfort and luxury normally found on much larger boats.

SAIL AREAS

| | | |
|-------------|-----------|-----------|
| Mainsail | 176sq. ft | 16.40sq.m |
| No. 1 Genoa | 339sq. ft | 31.54sq.m |
| No. 2 Genoa | 248sq. ft | 23.09sq.m |
| No. 1 Jib | 167sq. ft | 15.52sq.m |
| No. 2 Jib | 122sq. ft | 11.36sq.m |
| No. 3 Jib | 67sq. ft | 6.25sq.m |
| Spinnaker | 740sq. ft | 68.77sq.m |

SPECIFICATION

| | | |
|-----------------------------------|--------|--------|
| Length overall (excluding rudder) | 28'10" | 8.80m |
| Length waterline | 25'8" | 7.81m |
| Beam | 10'9" | 3.29m |
| Draft - Twin Keels | 3'4" | 1.01m |
| Mast length | 35'9" | 10.89m |

DESIGNED WEIGHTS

| | | |
|--------------|---------|---------|
| Displacement | 10100lb | 4581 kg |
| Ballast | 3200lb | 1451 kg |



Lloyds Hull Construction Certificate

FULMAR 32



The Fulmar's fractional rig ensures stability in any conditions, and makes her exceptionally easy to handle. There's standing room throughout the spacious interior, and a choice of fin keel or twin keel versions. A fine cruiser with impressive racing potential.

SAIL AREAS

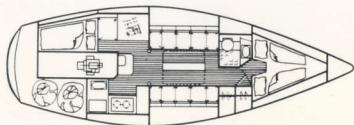
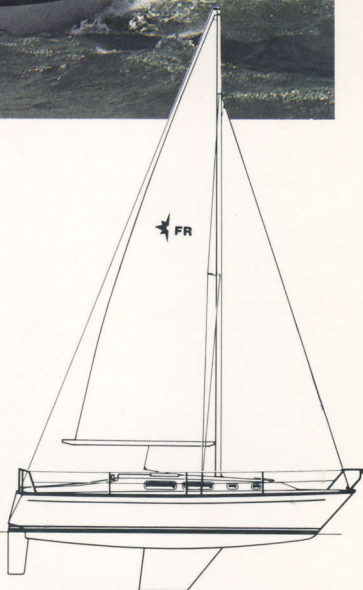
| | | |
|-------------|-----------|------------|
| Mainsail | 253sq. ft | 23.5sq. m |
| No. 1 Genoa | 313sq. ft | 29.1sq. m |
| No. 2 Genoa | 254sq. ft | 23.6sq. m |
| No. 1 Jib | 194sq. ft | 18.0sq. m |
| No. 2 Jib | 93sq. ft | 8.6sq. m |
| Spinnaker | 760sq. ft | 70.61sq. m |

SPECIFICATION

| | | |
|-------------------|--------|-------|
| Length overall | 31'10" | 9.70m |
| Length waterline | 26'0" | 7.92m |
| Beam | 10'11" | 3.33m |
| Draft - Fin Keel | 5'3" | 1.60m |
| - Twin Keel | 4'0" | 1.22m |
| Number of Berths: | 6-7 | |

DESIGNED WEIGHTS

| | | |
|------------------------------|--------|--------|
| Displacement | 9900lb | 4490kg |
| Ballast - Fin and Twin Keels | 4210lb | 1914kg |
| Mast height | 42'6" | 12.96m |



Lloyds Hull Construction Certificate

SEAHAWK 34



Seahawk is a new centre cockpit yacht by Ed Dubois. In every way suited for long distance, 'live-aboard', fast cruising. Three cabin accommodation for up to 7 people, outstanding performance, sumptuous comfort. Easily handled by crew of two.

SAIL AREAS

| | | |
|-------------|----------|----------|
| Mainsail | 240sq.ft | 22.3sq.m |
| No.1 Genoa | 492sq.ft | 45.7sq.m |
| No. 2 Genoa | 403sq.ft | 37.4sq.m |
| No.1 Jib | 296sq.ft | 27.5sq.m |
| No. 2 Jib | 221sq.ft | 20.5sq.m |
| Storm Jib | 83sq.ft | 7.7sq.m |
| Spinnaker | 850sq.ft | 79.0sq.m |

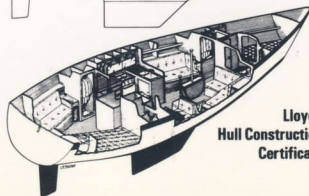
SPECIFICATION

| | | |
|------------------|---------|--------|
| Length overall | 33.66ft | 10.26m |
| Length waterline | 27.0ft | 8.23m |
| Beam | 12.27ft | 3.74m |
| Draft - Fin Keel | 4.92ft | 1.50m |
| - Twin Keel | 3.90ft | 1.19m |

Number of Berths: 7

DESIGNED WEIGHTS

| | | |
|--------------------|---------|--------|
| Displacement | 12698lb | 5760kg |
| Ballast - Fin Keel | 5733lb | 2600kg |
| - Twin Keel | 6171lb | 2800kg |
| Mast height | 42.85ft | 13.05m |



Lloyds
Hull Construction
Certificate

FALCON 34



designed hull with three cabin, two heads luxury below decks. The ideal balance between speed and comfort for fast family cruising.

SAIL AREAS

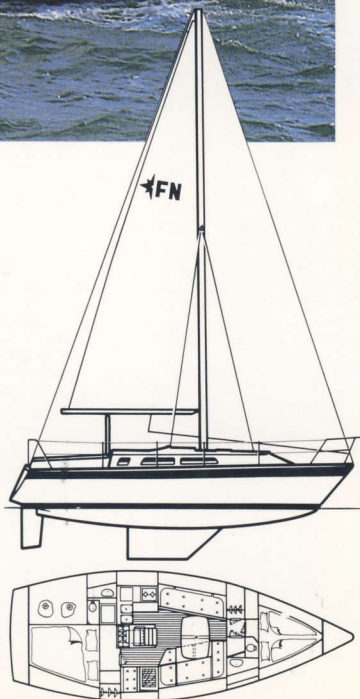
| | | |
|-------------|------------|------------|
| Mainsail | 240sq. ft | 22.3sq. m |
| No. 1 Genoa | 485sq. ft | 45.1 sq. m |
| No. 2 Genoa | 398sq. ft | 37.0sq. m |
| No. 1 Jib | 288sq. ft | 26.8sq. m |
| No. 2 Jib | 204sq. ft | 19.0sq. m |
| Storm Jib | 82sq. ft | 7.6sq. m |
| Spinnaker | 1135sq. ft | 105.4sq. m |

SPECIFICATION

| | | |
|-----------------------------------|-------|--------|
| Length overall (excluding rudder) | 33'8" | 10.26m |
| Length waterline | 27'0" | 8.23m |
| Beam | 12'3" | 3.74m |
| Draft - Fin Keel | 4'11" | 1.50m |
| Draft - Twin Keel | 3'11" | 1.19m |
| Number of Berths: | 7 | |

DESIGNED WEIGHTS

| | | |
|---------------------|---------|--------|
| Displacement | 12588lb | 5708kg |
| Ballast - Fin Keel | 5733lb | 2600kg |
| Ballast - Twin Keel | 6171lb | 2800kg |
| Mast length | 42'10" | 13.05m |



Lloyds Hull Construction Certificate

CORSAIR 36



Designer Ed Dubois said of this latest design "The New Westerly Corsair is following the line set with our other Westerlies of combining excellent seaworthiness, speed and handling with high volume below-decks. The accommodation layout is carefully arranged to satisfy both the long-distance yachtsman and the weekend sailor". Accommodation for up to 8 people.

KETCH

| | | |
|-----------------------|--------------|-------------|
| Mainsail | 231.0sq. ft | 21.25sq. m |
| Mizzen | 80.5sq. ft | 7.40sq. m |
| No.1 Genoa | 523.0sq. ft | 48.11sq. m |
| No.2 Genoa | 417.0sq. ft | 38.36sq. m |
| No.1 Jib | 330.0sq. ft | 30.36sq. m |
| No.2 Jib | 229.0sq. ft | 21.06sq. m |
| Storm Jib | 115.0sq. ft | 10.58sq. m |
| Trisail | 103.0sq. ft | 9.47sq. m |
| Mizzen Staysail | 208.0sq. ft | 19.13sq. m |
| Radial head Glider | 892.0sq. ft | 82.06sq. m |
| Radial head Spinnaker | 1235.0sq. ft | 113.62sq. m |

SLOOP

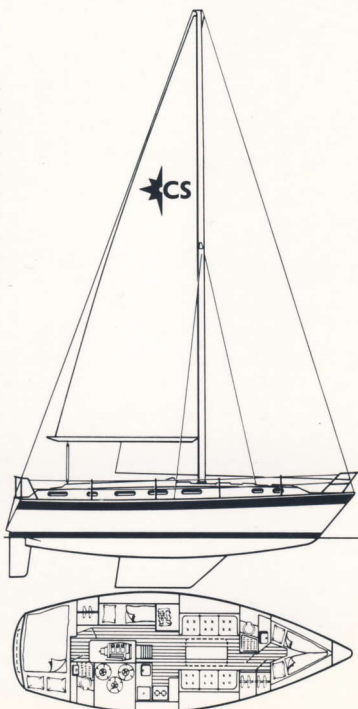
| | | |
|-----------------------|------------|-------------|
| Mainsail | 296sq. ft | 27.23sq. m |
| No.1 Genoa | 540sq. ft | 49.68sq. m |
| No.2 Genoa | 445sq. ft | 40.94sq. m |
| No.1 Jib | 328sq. ft | 30.176sq. m |
| No.2 Jib | 228sq. ft | 20.97sq. m |
| Storm Jib | 115sq. ft | 10.58sq. m |
| Trisail | 103sq. ft | 9.47sq. m |
| Radial head Glider | 936sq. ft | 86.11sq. m |
| Radial head Spinnaker | 1296sq. ft | 119.23sq. m |

SPECIFICATION

| | | |
|------------------|-------|--------|
| Length overall | 35'8" | 10.87m |
| Length waterline | 30'5" | 9.27m |
| Beam | 12'6" | 3.81m |
| Draft | 4'11" | 1.50m |

DESIGNED WEIGHTS

| | | |
|--------------|---------|--------|
| Displacement | 15500lb | 7037kg |
| Ballast | 6600lb | 2996kg |



Lloyds Hull Construction Certificate

SEALORD 39



Proudly the flagship of our fleet. A true blue water ocean-going yacht. Accommodation below for up to ten people. Two cabins with en suite heads and shower. And all the space and luxury you would expect from a yacht of this size.

KETCH

| | | |
|-----------------------|-----------|------------|
| Mainsail | 274sq.ft | 25.45sq.m |
| Mizzen | 108sq.ft | 10.03sq.m |
| No.1 Genoa | 592sq.ft | 55.00sq.m |
| No.2 Genoa | 463sq.ft | 43.01sq.m |
| No.1 Jib | 325sq.ft | 30.19sq.m |
| No.2 Jib | 217sq.ft | 20.16sq.m |
| Storm Jib | 119sq.ft | 11.06sq.m |
| Trisail | 123sq.ft | 11.43sq.m |
| Mizzen Staysail | 282sq.ft | 26.20sq.m |
| Radial head Glider | 1019sq.ft | 94.67sq.m |
| Radial head Spinnaker | 1411sq.ft | 131.08sq.m |

SLOOP

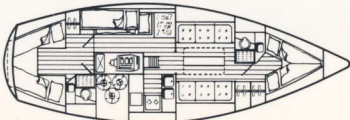
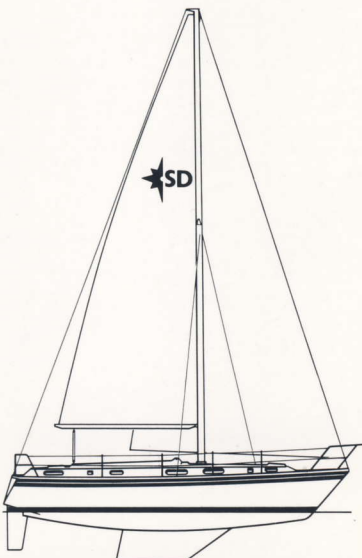
| | | |
|-----------------------|-----------|------------|
| Mainsail | 352sq.ft | 32.70sq.m |
| No.1 Genoa | 615sq.ft | 57.13sq.m |
| No.2 Genoa | 478sq.ft | 44.40sq.m |
| No.1 Jib | 352sq.ft | 32.70sq.m |
| No.2 Jib | 217sq.ft | 20.16sq.m |
| Storm Jib | 119sq.ft | 11.06sq.m |
| Trisail | 123sq.ft | 11.43sq.m |
| Radial head Glider | 1071sq.ft | 99.50sq.m |
| Radial head Spinnaker | 1476sq.ft | 137.12sq.m |

SPECIFICATION

| | | |
|------------------|-------|--------|
| Length overall | 38'6" | 11.73m |
| Length waterline | 32'6" | 9.90m |
| Beam | 13'2" | 4.01m |
| Draft | 5'6" | 1.68m |

DESIGNED WEIGHTS

| | | |
|-------------------|---------|--------|
| Displacement | 18500lb | 8392kg |
| Ballast | 8000lb | 3629kg |
| Mast length Sloop | 50'3" | 15.32m |
| Ketch main | 48'3" | 14.71m |
| Mizzen | 31'6" | 9.60m |



Lloyds Hull Construction Certificate

To: ★ **WESTERLY**

Please send me the colour brochure

on _____

My existing boat is _____

My home port is _____

Name _____

Address _____

Postcode _____ Telephone _____



WESTERLY YACHTS LIMITED
47 Aston Road
Waterlooville
Portsmouth
Hampshire
PO7 7XJ