

SEA GRAVE SWANSHIP

 **WESTERLY** Konsort Duo 29

THE MOTORSAILER THAT CAN REALLY SAIL

The Westerly Konsort Duo 29 is a motorsailer that can really sail. It has been developed from the highly successful Laurent Giles Konsort hull and sail plan, long recognised for performance and ease of handling under sail.

The Duo adds a large, luxurious deck saloon with an interior helm position and a powerful 28hp Volvo diesel engine for extended family cruising.

Below, the Konsort Duo offers accommodation of a standard to be expected from a much larger boat.

Forecabin is of stateroom proportions, with a full double berth, vanity and drawer units, a hanging locker and plenty of shelf space.

Aft of the forecabin to starboard is a separate heads with shower and washbasin, while to port is a full-length sea berth.

Saloon There is a step up to the large, airy deck saloon, which offers a comfortable dining area converting quickly and easily into a double berth. When in use as a dining area, there is a good open aspect over the decks through the large strengthened glass windows, making mealtimes in harbour or at anchor that much more pleasurable.


The forward seat back of the dining area is easily and quickly reversed to form the comfortable seat for the helmsman.

Forward of the dining area is the inside steering position, with padded seat, chart table large



enough for a folded Admiralty chart, engine control panel, instrument panel and a clear view all round.

Galley The full length of the port side of the saloon is given over to the generous galley area, with twin sinks, pressurised hot and cold water system (supplied from 100 gallon stainless steel tanks) and ample cupboards.






The cockpit is comfortable and self-draining, with two-speed winches on the coamings and mainsheet track on the saloon roof for ease of handling. The second steering position uses a tiller on the transom-mounted, partly balanced rudder.


Visibility is excellent, thanks to the large saloon glass area and open cockpit. There is ample sail storage below the cockpit seats, easily reached through large hatches.

On deck there are double lifelines on 24" stainless steel stanchions and well-positioned teak grabrails to make moving about easy and safe.



**POWER AND
VOLVO PENTA
PERFORMANCE**

Engine is the strong, reliable Volvo three-cylinder 2003 diesel, which supplies 28hp and drives the Konsort Duo quietly and economically at over six knots. Access is straightforward and easy, through the saloon floor.



The rig is developed from the Konsort design, offers a single spreader masthead rig and deck stepped mast with a good sail area for real sailing performance. It is designed to be easy to handle, even when sailing short-handed.

Quality Like all Westerly yachts, the Konsort Duo is built to the very highest standards of finish and quality. The twin bilge keels are of cast iron and the hull carries a Lloyds Hull Construction Certificate.

THE WESTERLY KONSORT DUO 29

SAIL AREAS

Mainsail	176sq. ft	16.40sq. m
No.1 Genoa	339sq. ft	31.54sq. m
No.2 Genoa	248sq. ft	23.09sq. m
No.1 Jib	167sq. ft	15.52sq. m
No.2 Jib	122sq. ft	11.36sq. m
No.3 Jib	67sq. ft	6.25sq. m
Spinnaker	740sq. ft	68.77sq. m

SPECIFICATION


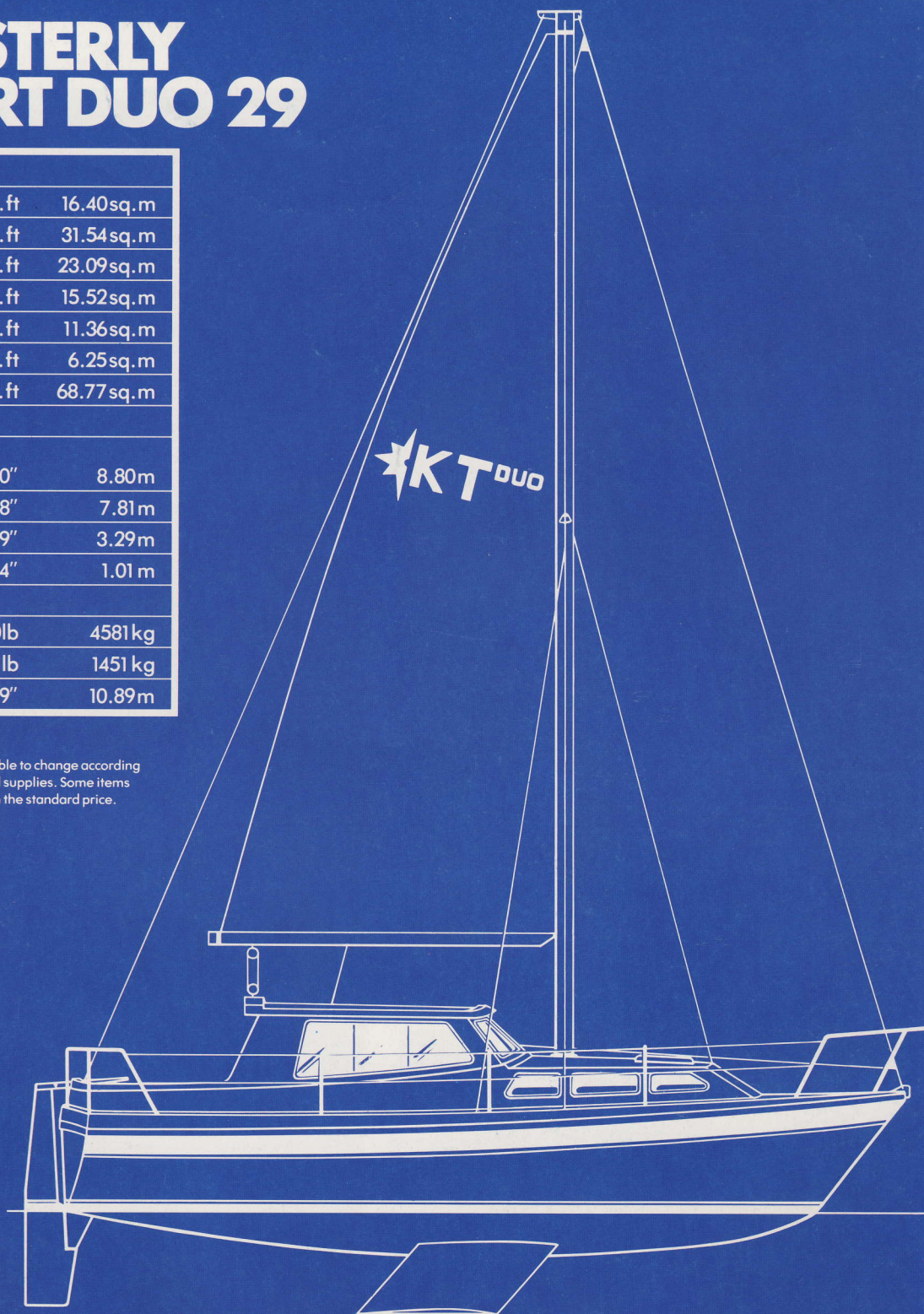
Length overall (excluding rudder)	28' 10"	8.80m
Length waterline	25' 8"	7.81m
Beam	10' 9"	3.29m
Draft - Twin Keels	3' 4"	1.01m

DESIGNED WEIGHTS

Displacement	10100lb	4581kg
Ballast	3200lb	1451kg
Mast length	35' 9"	10.89m

LLOYDS HULL CONSTRUCTION CERTIFICATE

Specifications and standard inventory are liable to change according to availability of bought in and manufactured supplies. Some items shown in the photographs are not included in the standard price.



WESTERLY

Westerly Yachts Limited, 47 Aston Road, Waterlooville, Portsmouth, Hants PO7 7XJ.

© (A subsidiary of Centreway Industries plc.)