

WESTERLY NOMAD

4 berth family cruiser by Westerly Marine

P.B. SLEAP - Sales Director.



Comfortable . . . Safe . . . Family Cruiser

WESTERLY NOMAD

Westerly Nomad is a new spacious version of the Westerly 22—our first and very successful family boat. She has the same safe, rugged, seaworthy hull as the original 22 but more generous living accommodation—essential in a family boat.

A fibre-glass twin-keeled sloop, Nomad has hydrofoil sectioned keels. The keels and the skeg form a tripod which allows her to sit upright without a cradle for winter storage, gives her a shoal draught of only 27", permits navigation of many harbours prohibited to keel boats of her size, and enables her to settle easily if she dries out. And, of course, it makes her easy to trail. Confidence in a boat is the best recipe for

Cockpit and Deck. The self-draining cockpit is exceptionally spacious and has been taken to the stern of the boat. All the woodwork, seats and floor are Burma teak, the coaming is deep set at a comfortable angle. There is a lifting tiller for ease of movement in the cockpit, and the helmsman has an excellent view forward over the raised deck.

The deck itself has a flat working surface so that sail handling is easy and safe. All the load-bearing fittings are stainless steel. The standing rigging is also stainless steel.

Accommodation. Nomad is available in a choice of layouts: a two-cabin version and an open-plan version.

TWO CABIN LAYOUT

The Main Cabin. There is almost 6' headroom in the main cabin. The two berths are over 6' and exceptionally wide for comfortable sleeping. The galley

enjoyment at sea. Nomad has been designed as a sturdy family cruiser which can be taken to sea in all kinds of weather. For the family who just wants a quiet time it is reassuring to know that, if caught out, she has auxilliary power and sea-going qualities to bring you home safely. And she will heave to for as long as required, thus allowing the single-handed helmsman to reef in safety, or her crew to go below for a meal.


Like all Westerly boats, the finish on the Nomad is superb and the characteristic Westerly hallmark of quality is immediately apparent. Maintenance is kept to a minimum. She has a Lloyd's Series Production Certificate and a guarantee for six months.

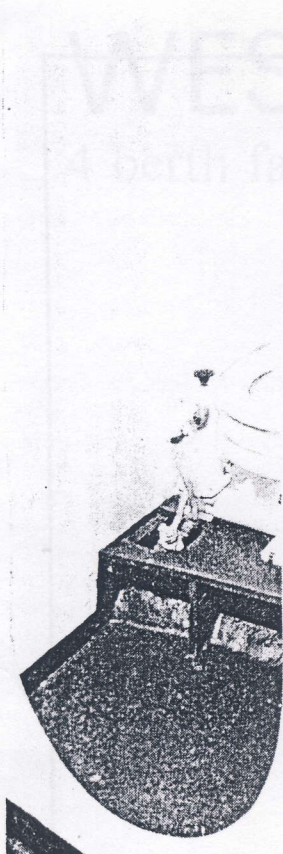
comprises calor-gas two-burner stove and grill, sink and ice-box which are easy to clean and use. There is generous stowage for all stores and crockery. The deckhead is lined with foam-backed Vinyl which is simple to clean and helps to keep an even temperature to help eliminate condensation inside the cabin. Interior woodwork is mahogany.

The Forecabin. There are two more 6' 3" berths in the well-lit forecabin which also provide a step up to the forehatch; standing on them one can reach the mainsail roller reefing gear.



The Heads. There is a separate compartment with toilet to starboard and generous hanging space to port which is ideal for wet oilskins as the recess of the keel formation forms a drip tray under. The heads can be completely closed off from both cabins thus allowing more privacy than is usually found in boats of this size.

The comfortable two cabin accommodation facing forward







Comfortable head in its own compartment

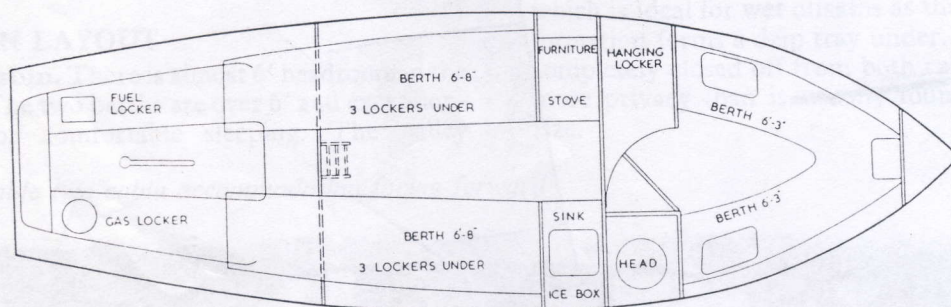
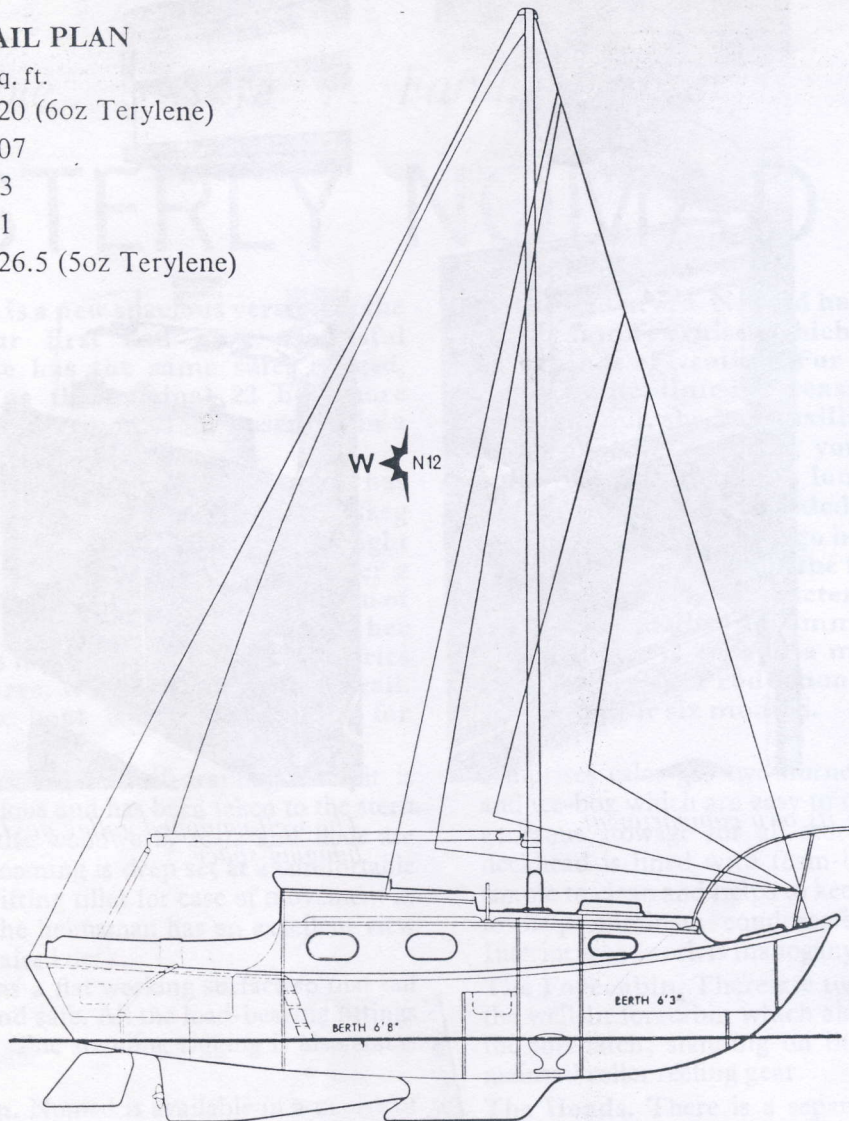


The well-equipped galley next to a large hanging space

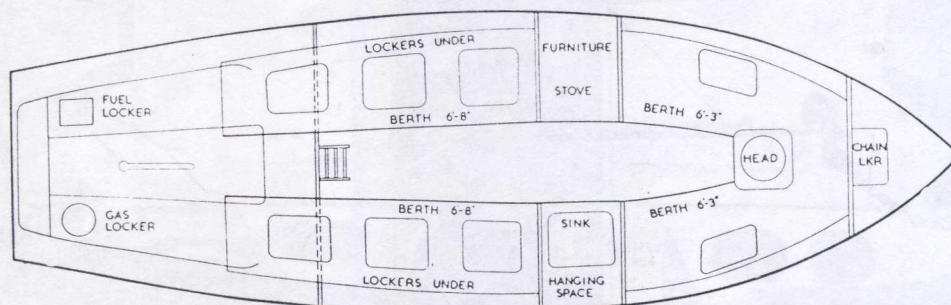


SAIL PLAN



	Sq. ft.
Mainsail	120 (6oz Terylene)
No. 1 Jib	107
No. 2 Jib	63
No. 3 Jib	31
Genoa Jib	126.5 (5oz Terylene)



Two cabin accommodation layout



Open plan "Variant" layout

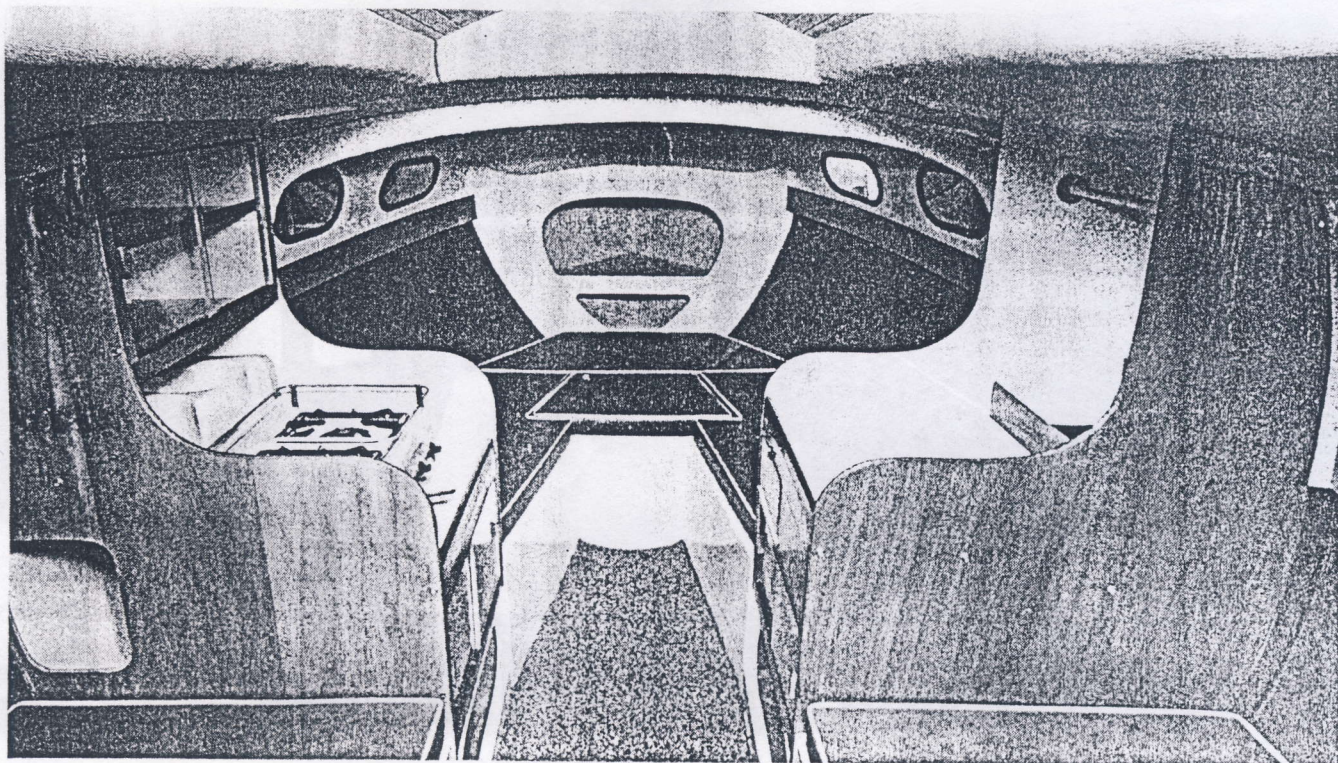


Top: The saloon table (can be stowed when not in use)

Above left: The deep set, roomy, self-draining cockpit, with outboard on transom bracket

Above right: Nomad under power

Left: Trailing is made easy with twin keels (as is drying out)



The "Variant" accommodation is exceptionally spacious (with central heads)

OPEN-PLAN LAYOUT: NOMAD VARIANT

This version has similar equipment and fittings to those in the two-cabin layout, but there is an even greater sense of spaciousness. It can quite easily be converted to two cabins if and when required by the use of a curtain. A hanging space instead of an ice-box is located behind the sink and the head is set between the two forward berths.

Stowage. There is generous stowage space throughout the Nomad including lockers under all the berths and cockpit seats.

CHOICE OF ENGINE

Outboard. The recommended engine is the long-

shaft Johnson 6 or 9½ h.p. It is fitted on a transom bracket for ease of lowering and raising.

Inboard. If you prefer, an inboard engine with remote controls in the cockpit can be fitted to the Nomad. Westerly offer the 7 h.p. Volvo Penta MD 1 which gives the boat enormous "push". It is fitted on rubber mounts with a flexible coupling in the shaft, remote greasers to the stern gland, and remote controls and electric start.

FUEL

As an additional safety factor, both the fuel tank and the gas bottle are stowed in the cockpit seat lockers which drain outboard.

SPECIFICATION

LENGTH OVERALL	22' 3"	6.85 metres
LENGTH WATERLINE	18' 4"	5.65 "
BEAM	7' 5"	2.30 "
DRAFT	2' 3"	0.69 "
HEADROOM	5' 11"	1.83 "
TRAILER WEIGHT	3900 lbs	1760 kgs.
DISPLACEMENT	4450 lbs	2000 kgs.
SAIL AREA	sq. ft.	sq. metres
Bermudan Mainsail	120	11.20
No. 1 Jib	107	10.00
No. 2 Jib	63	5.85
Genoa Jib	126.5	11.80
Spinnaker	216	20.10

BALLAST 475 lb. (215 kgs.) each keel, 100 lb. (46 kgs.) Skeg heel TOTAL 1050 lb. (475 kgs.).

COCKPIT SEATS and FLOOR, MAIN HATCH, DECK TRIM and RUBBING STRAKE. Burma teak.

DECK FITTINGS Stainless steel.

STANDING RIGGING Stainless steel 3/16" diameter one/nineteen, swaged ends.

RIGGING SCREWS Stainless steel by Gibb of Warsash.

BLOCKS Stainless steel strapped Tufnol blocks.

RUNNING RIGGING Pre-stretched Terylene
1" circumference three-strand for halyards;
3/4" circumference three-strand for lifts;
1 1/4" plaited for sheets.


MAST and SPARS Alloy by International Yacht Equipment Limited.

SAILS 6 oz. Terylene by Jeckells of Norfolk.

PAINT and ANTIFOULING by International Paints Limited.

SEACOCKS, ALL SKIN FITTINGS are marine bronze.

The Company is always seeking improvements and therefore reserves the right to change the specification without prior notice.

 **WESTERLY MARINE**

Hambledon Road, Waterlooville, Hants, England
Telephone: Waterlooville 51231

Printed in England.