

WESTERLYTM LONGBOW

Produced by Westerly Marine — *Designed by Laurent Giles*



WESTERLY[®] LONGBOW

Westerly Longbow is a fin keel sailing cruiser which combines better than average performance with really good accommodation and a high degree of comfort. The 25 h.p. diesel is standard and will allow Longbow to be motored for long periods if necessary, in both adverse conditions and flat calm.

A boat of this size allows enough scope in design for rather less beam and freeboard in relation to waterline length than in smaller craft. Below the waterline, the sections have more vee and a fin keel has been adopted with a skeg and balanced rudder.

The deck layout is straightforward and all working surfaces are treated with a non-slip paint. Twin lower shrouds are used in conjunction with an inner forestay and these, together with the topmast shrouds, are fitted close to the coachroof coamings to facilitate movement along the side decks. This also permits the genoa to be used very effectively to windward. The roomy cockpit exceeds 8' in length and has deep, wide coamings. Careful attention has been given to the height of the seats to ensure good visibility over the coachroof for the helmsman. Large lockers are provided to port and under the stern seat.

The exceptional accommodation provides 6 berths in two cabins. Between these there is a large compartment

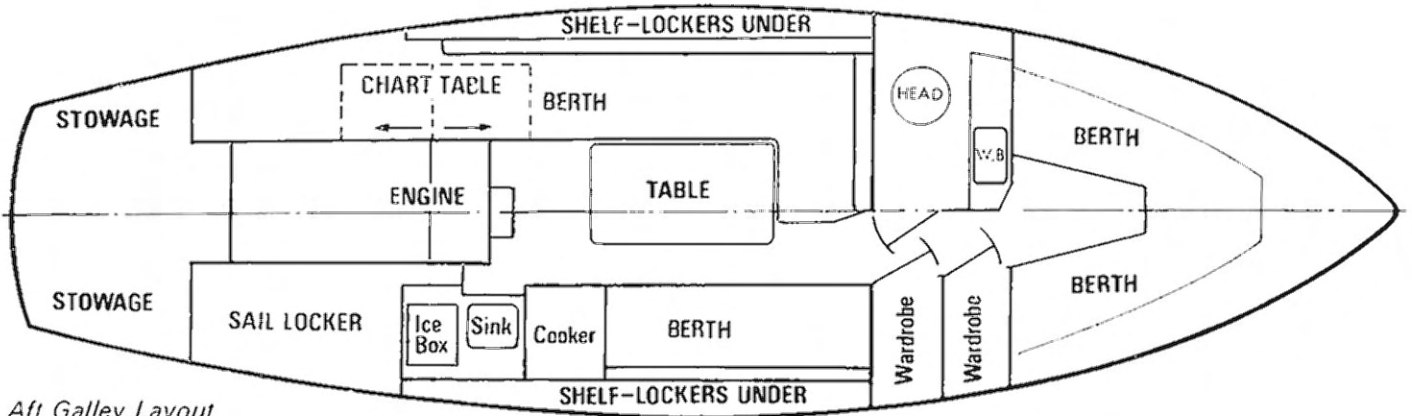
Optional extras available include:

Wheel steering. Pressure water system. Shower. Ketch rig (overall length then 32½ft.) Powered extractor fans. Double berth conversion in forward cabin. Sprayhood. 3 cylinder diesel optional.

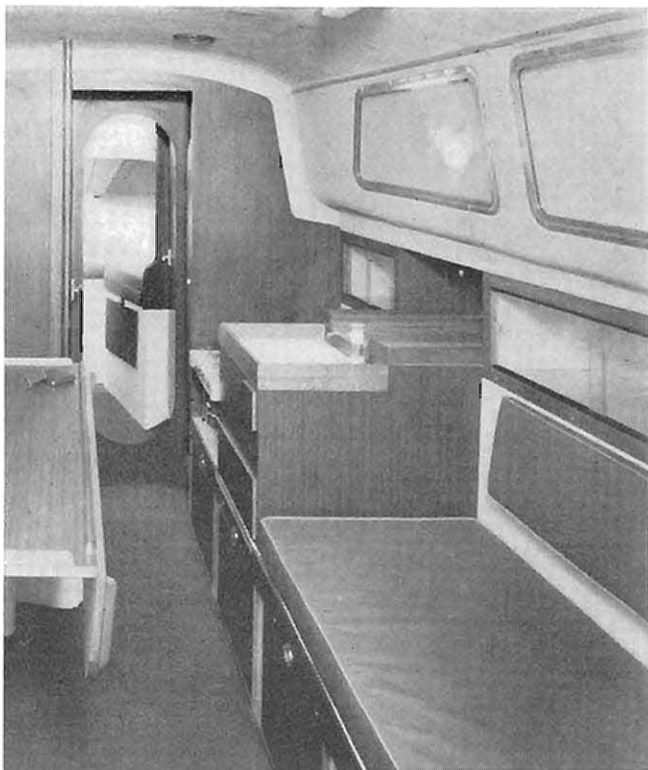
to port comprising a marine W.C., a washbasin and provision for a shower. There is a double hanging locker to starboard. In the main saloon there is an L-shaped dinette to port and the galley to starboard. The chart table is aft of the galley and there are two large quarter berths. Alternatively the galley can be fitted aft with the chart table fitted on runners over the port quarter berth. This layout has 5 berths.


Longbow is constructed of GRP with a minimum of 10 oz. per square foot glass mat (all hand laid) on the topsides and up to 24 ozs. of mat and woven rovings over the keel stub. Woven rovings provides extra strength at key stress points – for example where shroud plates are fitted. The deck is of balsa sandwich construction to give added stiffness. Deck fittings are through bolted with backing plates and bulkheads bonded in. The hull to deck join is through-bolted together with the teak rubbing strake and matted over on the inside.

All materials used – from the paint and resins to the oiled teak, stainless steel and marine alloys – are of high quality. They, together with the boat at every stage of its construction, including moulding, are subject to constant checks to ensure that Westerly's rigorous standards are maintained.



Aft Galley Layout

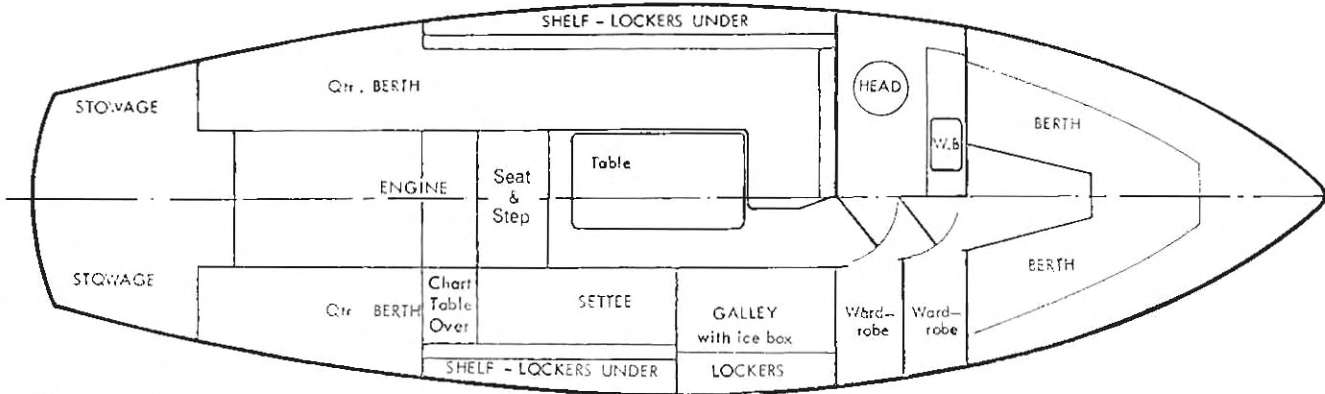
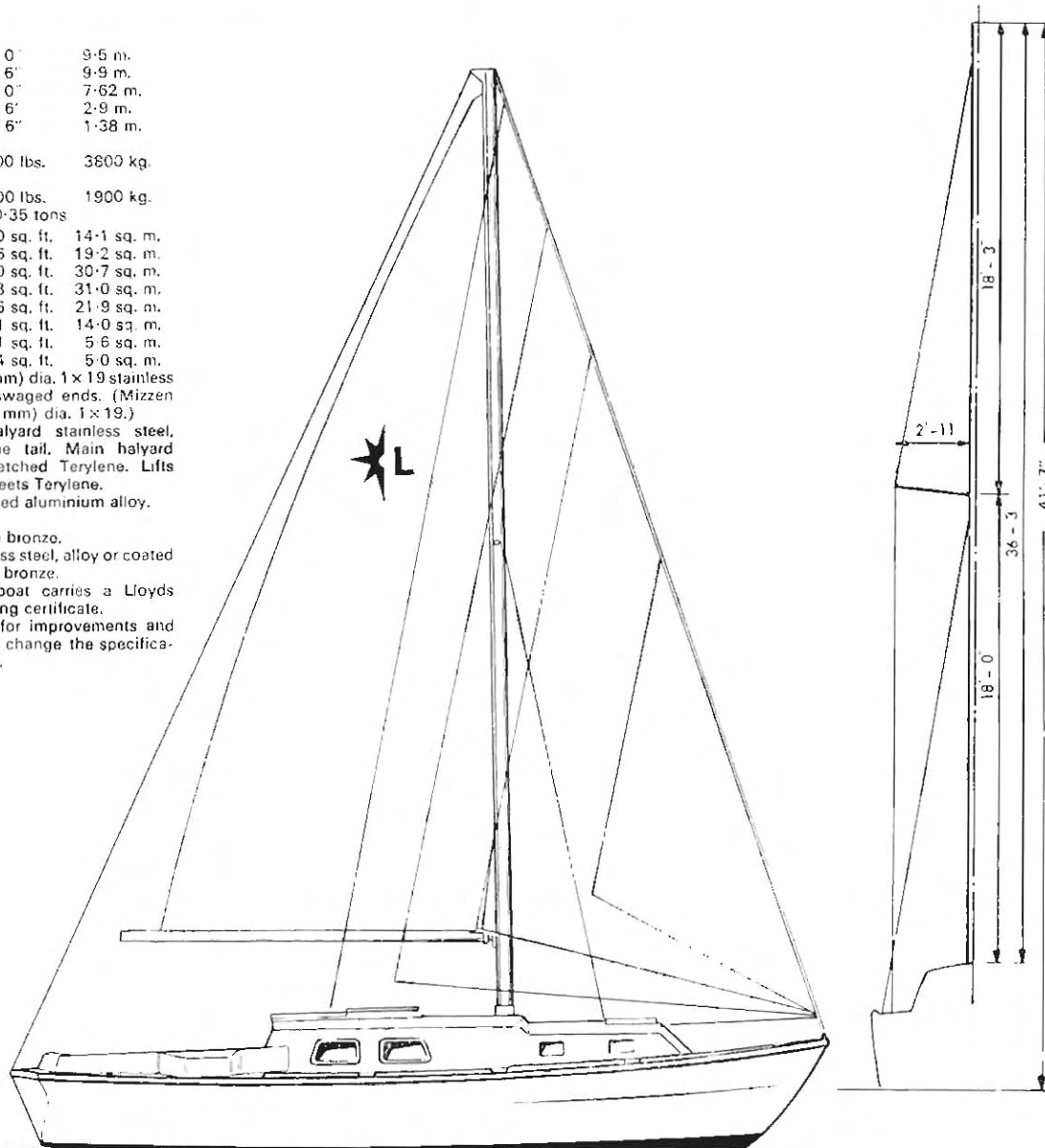




SPECIFICATION

Length, overall		
(sloop)	31' 0"	9.5 m.
(ketch)	32' 6"	9.9 m.
Length, waterline	25' 0"	7.62 m.
Beam	9' 6"	2.9 m.
Draft	4' 6"	1.38 m.
Designed scale weight	8400 lbs.	3800 kg.
Designed ballast weight	4200 lbs.	1900 kg.
Thames measurement:	10.35 tons	
Mainsail (ketch)	150 sq. ft.	14.1 sq. m.
(sloop)	206 sq. ft.	19.2 sq. m.
Genoa (ketch)	330 sq. ft.	30.7 sq. m.
(sloop)	333 sq. ft.	31.0 sq. m.
No. 1 jib	236 sq. ft.	21.9 sq. m.
No. 2 jib	151 sq. ft.	14.0 sq. m.
No. 3 jib	61 sq. ft.	5.6 sq. m.
Mizzen	54 sq. ft.	5.0 sq. m.
Standing rigging	1/2" (6 mm) dia. 1 x 19 stainless steel, swaged ends. (Mizzen 3/8" (4 mm) dia. 1 x 19.)	
Running rigging	Jib halyard stainless steel, Terylene tail. Main halyard pre-stretched Terylene. Lifts and sheets Terylene.	
Masts and spars	Anodised aluminium alloy.	
Seacocks and skin fittings	Marine bronze.	
Deck fittings	Stainless steel, alloy or coated marine bronze.	
Construction	Each boat carries a Lloyds moulding certificate.	

We are always looking for improvements and thus reserve the right to change the specification without prior notice.



Standard Layout



WESTERLY MARINE CONSTRUCTION LIMITED
 Aysgarth Road · Waterlooville · Portsmouth PO7 7UF · England
 Telephone: Waterlooville 54511. Telex: 86328

WESTERLY MARINE CONSTRUCTION LIMITED

Aysgarth Road, Waterlooville, Portsmouth PO7 7UF, Hampshire, England
 Telephone: Waterlooville (070 14) 54511
 Telegrams: Westerly Portsmouth. Telex: 86328

Name _____	Sail No. _____
Address _____	Boat Name _____
_____	Delivery Date _____
_____	Delivery To _____
Day Telephone _____	
Date _____	LONGBOW

Sloop or Ketch rig

STANDARD KETCH RIG INCLUDES:

Gold anodised mizzen mast and boom. Mizzen sail. Halyard and sheets for mizzen sail. Bowsprit. Wheel steering with emergency tiller.

In addition to:

STANDARD SLOOP RIG:

Sails and Rigging: Mainsail and No 1 jib. Gold anodised mast and boom. Through mast reefing. Stainless steel standing rigging. Stainless steel rigging screws. Blocks. Terylene main halyard. Wire jib halyard. Topping lift. Kicking strap. Burgee halyard. Terylene main and jib sheets. Main and jib halyard winches.

Deck Fittings: Stainless steel bow and stern pulpits. Stainless steel double lifelines with stanchions. Gibb bottom handle foresheet winches. Two sliding jib sheet leads. Bow roller and chain pipe. 35 lb. anchor and 15 fathoms 5/16" chain. Running lights, steering and stern lights. Deck light on mast. Cleats and fairleads. Stainless steel stay and shroud plates. Four teak handrails on cabin top. Ventilites in saloon, heads and forward cabin.

Cabin Fittings: Lights in saloon, heads and forward cabin. Central fuse and switch panel. Complete set of 4" berth cushions. Cabins lined in foam backed vinyl and laminate. 30 gallon fresh water supply to pumps in heads basin and galley. Galley complete with two burner Gaz cooker with fiddle in gimballs. Ice box. Saloon table, chart table and chart stowage. Marine W.C. Two hanging lockers. Opening ports in heads and forward cabin. Cabin ventilation grille. Fitted carpets. Wooden sliding locker fronts. Curtain rails and runners in saloon, forward cabin and heads.

Engine: 25 h.p. Volvo Penta MD2B diesel, flexibly mounted, alternator, three bladed propeller, water cooled exhaust, instrument panel, battery and electrics. Reverse gear and electric start. 20 gallon fuel tank, remote controls and greasing system. Exhaust muffler. Ventilation from cockpit.

General: Choice of colours. Non-slip deck paint. Alloy framed windows. Teak rubbing strake. Antifouling. Bronze seacocks and skinfittings. Self-draining cockpit. Bilge pump. Lloyds certificate.

COLOURS: Please ring colour required:-

HULL	Chocolate	White	Wedgwood	Marine	Bronze	Charcoal	Yellow
			Blue	Blue	Green	Grey	
COVE LINE		White	Gold	Red	Blue	Green	
CABIN CUSHIONS		Vinyl -	Gold	Red	Blue		
		Fabric -	samples on request				
CARPET		Gold	Orange	Blue	Tan	Green	Brown
ANTIFOULING		White	Red	Blue	Green		
DECK PAINT		Light	Dark	Light	Dark	Light	
		Grey	Blue	Blue	Green	Green	
CABIN LAYOUTS:		Galley amidships		OR	Galley aft		
		6 berths			5 berths		

/over...

NAME

LONGBOW SAIL No.

FACTORY FITTED ADDITIONAL EQUIPMENT

VAT included

Sails and Sailing Gear:

	£
WM 3827 No 2 jib (151 sq ft)	119
WM 3835 No 3 jib (61 sq ft)	73
Light weather genoa	240
WM 3845 No 1 Genoa (333 sq ft)	185
Bearing out spar	60
WM 3860 Spinnaker (leech lengths 37'10")	210
Spinnaker gear including sheets and gold anodised boom	148
WM 2293 Spinnaker sheet winches on cockpit coaming (Gibb 577)	47
* Mainsail cover - Sloop - Blue or White	24
* Mainsail & Mizzen sail covers - Blue or White	35
WM 6130 * Sestrel Minor compass with light and lead to fuse panel	61
WM 6135 * Seafarer echo sounder fitted on swinging bracket	61
WM 6143 * Sumlog speed and distance indicator with light point	100
<u>Baron Squire navigation instruments:</u>	
Windspeed and close-hauled unit	329
Water speed and log unit	230
* Depth unit	135
Console for above fitted above mainhatch	53

Alternative Engine:

25.hp Watermota Sea Panther	Credit £165	
WM 3003 36 hp Volvo Penta MD3B diesel with alternator		277
Optional second battery with changeover switch		43

Deck Fittings:

WM 8382 * Sprayhood Blue or White		125
* Teak washboards only for later fitting of Sprayhood		38
WM 6080 * S/Lawrence Hy-speed anchor winch including 15 fathoms calibrated chain in lieu of standard		111
* Six plastic fenders 22" x 7"		30
Name painting on stern. Mandatory for Registered boats		9
Name painting on stern in gold leaf		15
Wheel steering with emergency tiller		572
2 x 30 ft berthing lines		19

Cabin Fittings:

* Pressure water system with 2 taps, shower & pumped drainage		222
* Pressure water system with 2 taps		160
* Water heater for 2 taps & shower or heat exchanger on engine		195
WM 6150 Power adaptor to Ventilite in saloon and/or heads		40
WM 3405 * Gas cooker with grill in gimbals		73
WM 3406 * Gas cooker with oven and grill in gimbals		99
* Dry powder fire extinguisher		11
Double berth conversion in forward cabin		24
Double berth conversion in main cabin		47

General:

Cradle		197
Cathodic protection - zinc anode		18
Builders Certificate		7
D.T.I. Registration, includes Builders Certificate		113
Non standard hull colour		40
* Launching and commissioning at Gosport including crane		95
* Delivery by quotation in UK. Minimum charge		40
Customer responsible for hire of crane		

NOTES:

* VAT at 8%

- 1) To reserve a delivery date payment of £200 is required. This payment is made by you subject to contract. For boats purchased on a Marine Mortgage the Finance Company must be given written authority to pay this Company the amount loaned by the date required and before delivery.
- 2) Payment required - half total, less the initial £200 on signature of confirmation order. Balance ten days before delivery.

THIS PRICE LIST AND SPECIFICATION SUPERSEDES ALL PREVIOUS LISTS.

January 1976